



2012 CATALOG



Firestone

World's Number 1
Air Spring.



FIRESTONE INDUSTRIAL PRODUCTS COMPANY

MASTER CATALOG 8196
EFFECTIVE JUNE 1, 2012
SUPERSEDES NOV. 1, 2011

Company Profile

More than seventy years ago, Firestone began developing an air suspension for passenger cars. Firestone Airide™ air springs were installed on a line of General Motors buses in the early 50's, and Airide™ has been a Firestone trademark since 1939.

Later that decade, air suspensions continued to gain popularity in luxury vehicles. Over the next 20 years, technology improvements in other air suspension components, such as compressors and valves, helped support the growth of air suspensions. In the late 1970's, Ford Motor Company incorporated air suspension in the Lincoln Town Car and Continental.

Currently, our automotive group provides air springs to Ford, Land Rover and Range Rover. Our heavy duty products can be found on larger over-the-road trucks, such as Peterbilt, Freightliner and Kenworth.

Firestone has continued to be innovative in product design, material selection and customer service, providing our customers with improved ride quality and safe load-carrying capabilities. The Firestone AIRIDE trademark can be seen on trailers all across our great country and the world.



Mission Statement

Firestone has made a commitment to our customers that each shall be treated equally. We believe that every customer should receive the same quality service as our largest. We will continue to improve the quality of our products through research and development to provide the customer with superior air helper springs and accessory products. We will offer exemplary support and service utilizing the most experienced team in the industry.

**Firestone is focused
on customer satisfaction.**




Product Data Information

R4Tech™	1
Ride-Rite™ Air Helper Springs	2
Work-Rite™	2
Coil-Rite™ Air Helper Springs	3
Level-Rite™	3
Dodge Full Air Kit	4
Applications	5-34
R4Tech™ Applications	35-40
Reverse Look-Up	41-45
Coil-Rite Air Springs	46
Warranty Guide	47-50
Air Springs	51-52
Lift & Lowered Applications	53
Service Parts	54
Air Compressors	55-56
Air Accessories Mounting Kits	57
Air Accessories Systems	58-59
Air Accessory Components	60
Marketing - Point of Purchase Materials	61
Website	62
Tech Talk	63
Warranty	64



R4Tech is a proprietary, hybrid air-over-leaf suspension system.



A complete R4Tech kit includes leaf springs, trailing links with J-springs, air springs, load adaptive shocks, air compressor and tank, and all necessary hardware.

Big rig trucks use air suspension for a reason. Airide™ suspensions ride better than steel spring suspensions, reduce the wear and tear on your equipment and protect both the driver and cargo, regardless of the load.

The R4Tech suspension is a proprietary (patent pending), hybrid air-over-leaf suspension that provides the ride quality of a full-air suspension, the axle control of a leaf spring and the ease of installation of a standard leaf spring and Ride-Rite kit.


The foundation R4Tech suspension is designed and manufactured by SANLUIS Rassini, the preeminent supplier of leaf springs to the North American light truck industry. When combined with Firestone Airide™ air springs and Ride-Rite™ air accessories, the result is R4Tech, a suspension kit that is unmatched in terms of durability, reliability and ride quality.

Each application is carefully designed and tuned to improve the ride quality and handling performance of the factory vehicle.

Ride-Rite LS



Ride-Rite LS is Firestone's line of load adaptive shocks and is a key component of the R4Tech premium suspension system and is also an ideal upgrade to Ride-Rite air helper springs. Ride-Rite LS is a tri-tube mono-flow shock absorber designed to deliver superior performance under a full range of load and temperature conditions. The damping level is automatically controlled by the air pressure inside the spring, so there is no need to crawl under the truck to adjust the shocks. This easy-to-install product comes complete with air line and "T" fittings.

Load Assist Spring Features	R4Tech™	Ride-Rite™	Work-Rite™
Cost Indicator	\$\$\$\$	\$\$	\$
Most Kits Are No Drill 	Yes	Yes	Yes
Avg. Install Time	6-7 hrs.	1-2 hrs.	30-40 min.
Special Tools	No	No	No
Optional Accessories	See pgs. 57-60	See pgs. 57-60	See pgs. 57-60
Min-Max psi	20-100	5-100	n/a
Increases vehicle stability & reduces sway	X	X	X
Absorbs road shock	X	X	X
Reduces suspension fatigue	X	X	X
Keeps vehicle level	X	X	
Air adjustable to level off-center loads	X	X	
Improves loaded ride	X	X	
Airide suspension for pickup trucks	X		
Greatly improves ride quality, especially unloaded	X		
Kneeling feature lowers rear of vehicle 5+"	X		
Includes compressor kit & load adaptive shocks	X		



Ride-Rite kits improve the handling of most light trucks, motor-homes, RVs, SUVs, and vans.



Air springs, brackets, hardware, air line, and separate valves for manual inflation are all included for a straightforward installation.

Firestone's most popular and comprehensive air helper springs line, Ride-Rite kits can be installed on most light trucks, motor-homes, RVs, SUVs and vans. Each application is specifically designed to maximize the vehicle's safe load-carrying capacity, stability, ride quality and brake effectiveness.

Firestone Ride-Rite air helper springs provide load support through the use of air pressure that can be adjusted for changing loads. They enhance the ride by reducing inter-leaf friction.

The system features individual inflation valves that allow for separate side-to-side or front-to-rear adjustment, which helps keep the vehicle level when carrying off-center loads and maintains ride quality under differing load conditions.

Most Ride-Rite kits are no-drill systems, designed to use the vehicle's factory holes and mount between its frame and suspension. All the components are included in the kit for an easy installation that typically takes 1 to 2 hours. Kits come with a two-year limited warranty.



Like Ride-Rite air helper springs, the Sport-Rite air springs improve the ride and handling. While Ride-Rite kits include convoluted style air springs, Sport-Rite kits include innovative tapered sleeve air springs, which is more conducive for specific applications. Sport-Rite kits support up to 3,000 lbs. per set (not to exceed vehicle's GVWR) and should be maintained between 10-100 psi.

Work-Rite™ Load Assist Springs



The progressive load-deflection characteristics of the Work-Rite kit will smooth your ride when your vehicle is fully loaded, and won't compromise your ride when it's not.

These load assist springs are injection-molded, and are made of microcellular urethane. They do not use air like the Ride-Rite family of springs so there is no air pressure to monitor. They are adjustable for individual loading scenarios using spacers provided in each kit.

There are eight separate spring-geometry and stiffness combinations for several applications for light duty trucks, vans, and SUVs. Most Work-Rite kits are a no-drill design, which means they use the existing holes in the frame for installation and require only simple hand tools.

The Work-Rite load assist springs are maintenance-free with a limited lifetime spring warranty and provide a more comfortable, safer ride for you and your cargo.



Work-Rite products provide a maintenance-free option.



Work-Rite kits contain load assist springs, brackets, and hardware for a this quick installation. Spacers may also be used.



Coil-Rite™ Air Helper Springs

If you're looking for a smoother ride for your vehicle that has a coil spring suspension, Firestone Coil-Rite air helper springs are what you need. Designed to fit inside existing coil springs to create a variable spring rate, Coil-Rite will level your vehicle and assist with more effective braking and handling, even under heavy loading and adverse road conditions.



Designed for cars, minivans, vans, light trucks, RVs and SUVs that have coil springs.



Coil-Rite enables you to control the air pressure in the air helper springs so you can make adjustments for varying loads and road conditions. Spring performance can be altered as easily as inflating a tire.

Firestone Coil-Rite air helper springs are made of durable, elastic polyurethane, providing years of comfort and stability to your vehicle. The air springs will support 500-1000 lbs. per set (not to exceed vehicle's GVWR). Coil-Rite Air Helper Springs are designed to work in temperatures between 180°F (82°C) and -40°F (-40°C).

Air helper springs, hardware, air line, and separate valves for manual inflation are all included in the Coil-Rite kit.




Level-Rite™ Air Helper Springs

Certain factory suspension configurations do not allow the fitment of a stand-alone air spring. In these instances, it is necessary to pair the air spring with the shock absorber to achieve meaningful load capability while maintaining a hassle-free installation. For these applications, Firestone has designed a fully-protected, reversible sleeve air spring and paired it with a high-performance Bilstein monotube shock absorber for perfectly matched performance characteristics over the entire operation range.

Firestone's Level-Rite product provides the perfect leveling solution for the front end of late model Dodge, Chevrolet and GMC trucks and SUVs used for snow-plowing, towing slide-in-campers or that have large, heavy grille guards.



Level-Rite products combine reversible sleeve air springs with high-performance shock absorbers.

Load Assist Spring Features	Coil-Rite	Level-Rite
Cost Indicator	\$	\$\$\$
Most Kits Are No Drill 	Yes	Yes
Avg. Install Time	1 hr.	1 hr.
Special Tools	No	No
Optional Accessories	See pgs. 57-60	See pgs. 57-60
Min-Max psi	5-30	10-100
Increases vehicle stability & reduces sway	X	X
Absorbs road shock	X	X
Reduces suspension fatigue	X	X
Keeps vehicle level	X	X
Air adjustable to level off-center loads	X	X
Improves loaded ride	X	X
Airide suspension for pickup trucks		
Greatly improves ride quality, especially unloaded		
Kneeling feature lowers rear of vehicle 5+"		
Includes compressor kit & load adaptive shocks		



Level-Rite kits contain a pair of reversible sleeve air springs paired with high-performance shock absorbers, tubing, and all necessary hardware.

Dodge Ram Air Conversion System

If you own a Dodge Ram 1500 (2009-2012) with rear coil spring suspension, you may have noticed that when your truck is fully loaded, the bed of your vehicle sags considerably more than it would with a leaf spring suspension.

Firestone's solution to this problem is the Dodge Ram Air Conversion System. It is designed to replace the factory coil spring with an air spring, converting the rear suspension to an Airide™ suspension. The full air conversion provides a higher leveling capacity – up to the Gross Vehicle Weight Rating (GVWR) of the vehicle – than traditional systems, while smoothing the vehicle's ride.

Our Dodge Ram Air Conversion System keeps the vehicle level under all load conditions. The conversion maintains all the factory hardware and suspension geometry to seamlessly integrate the air springs with the factory coil spring retainers.

Easily installed with simple hand tools, the system improves steering and vehicle control while reducing bottoming out when adding a load. The Dodge Ram Air Conversion System allows for effortless loading and trailer attachment, thanks to the capability for a 6-inch kneel at the hitch by “exhausting” air from the springs. The kneeling feature is controlled by an in-cab switch; no calibration is required. The Firestone Dodge Ram Air Conversion System comes with a limited lifetime warranty on springs.








The 2009-2012 Dodge Ram Air Conversion System (Part # W217602518) contains Airide™ springs, a Heavy Duty air compressor and 3 gallon tank, height sensors, kneel switch, and hardware.



Our Dodge Ram Air Conversion System keeps the vehicle level under all load conditions.



Header Guide Tips

Model of Vehicle		Year of Vehicle	Air Leveling Rear			
Model		Year	Rear Kit	Type		
						
						

Air Leveling Rear
This section is used to locate the air helper solution for the rear of the vehicle.


Rear Kit
The 4-digit part number listed in this column is a complete air helper spring kit for the rear of the vehicle. A 10-digit part number may also be used (details below).

Type
Air helper springs can come in Coil-Rite (C-R), Level-Rite (L-R), Sport-Rite (S-R), or Ride-Rite (R-R). There are also Air Conversion kits (A.C.), which convert coil suspensions to air spring suspensions.

Product Codes

Firestone Industrial Product's product codes have been used by customers in a 4-digit and a 10-digit format. Below you will see how the 4-digit abbreviated code can be easily expanded into the 10-digit product code and vice versa.

	Prefix for Product Line	Example	
		4-Digit	10-Digit
R4Tech (Master Kit)	W28760-	0055	W287600055
R4Tech (Component)	W4T000-	1575	W4T0001575
Ride-Rite/Sport-Rite/Level-Rite	W21760-	2550	W217602550
Work-Rite	W27760-	8629	W277608629
Coil-Rite	W23760-	4100	W237604100
Air Command/Level Command	WR1760-	2540	WR17602540



Air Leveling Front







This section is used to locate the air helper spring solution for the front of the vehicle.

Air Spring

If only a replacement air spring is required, use this part number.

Suggested Air Accessory

This is a guide to the air accessory system that may be selected to be used with the air helper spring: Light Duty (LD), Standard Duty (SD), Heavy Duty (HD), Xtra (XA), or Xtreme (XE). To select your preferred air accessory system, see pages 58-59.

Air Leveling Front					Work-Rite								
Front Kit	Type			Air Spring	Front Kit			Rear Kit			R4Tech	Suggested Air Accessory	
No Drill Many Firestone kits are No Drill (indicated with a Y for Yes), which means these kits use the existing holes in the frame for installation and require only simple hand tools.					Front Kit The 4-digit part number listed in this column is a complete air helper spring kit for the front of the vehicle.					Install Clock This indicates an estimated average installation time in hours.			R4Tech The R4Tech air-over-leaf suspension option is available for select models. The R4Tech applications are listed on pages 35-40.

Returns



The following Return Policy is accurate at the time of printing.
If there are changes, they will be communicated through our distributors.

All merchandise returned requires prior approval from authorized Firestone personnel. Please contact Firestone Customer Service at 1-800-888-0650 or use the company website (www.ride-rite.com) to obtain a Return Good Authorization (RGA) Number and the Ship-To address. The RGA number must appear on all merchandise returned.



- Standard stock returns are subject to a 15% restocking charge and must be accompanied by an offsetting order of equal value.
- Firestone also allows a one-time, no-charge, annual stock return up to 5% of the previous year's purchases.
- Credit will be issued for all returns due to manufacturing defects in accordance with Firestone's current Warranty Policy. See the policy for details regarding coverage, warranty period and procedure for filing a warranty claim.

All products included in stock adjustments must be less than 3 years old, unused in unopened packaging, and on the current Jobber Price Sheet. The minimum accepted return value is \$500. Freight is prepaid by the customer. For more details, please review the current Ride-Rite Business Terms and Conditions.

Application Guide

Model	Year	Air Leveling Rear					
		Rear Kit	Type			Air Spring	
Acura							
MDX	05-10	4179	C-R		2	6020	
RDX	07-12	4133	C-R	Y	1	6018	
Audi							
A3	10-12	4118	C-R	Y	1	6018	
Buick							
Century (fwd only)	82-96	4103	C-R	Y	1	6014	
Century (rwd only)	73-87	4114	C-R	Y	1	6008	
Electra (not sw)	85-96	4107	C-R	Y	1	6021	
Grand Sport	73-87	4114	C-R	Y	1	6008	
LeSabre (fwd only)	86-99	4107	C-R	Y	1	6021	
LeSabre (not sw) (fwd only)	00-04	4105	C-R	Y	1	6013	
Luxus (rwd only)	73-87	4114	C-R	Y	1	6008	
Park Avenue	97-05	4105	C-R	Y	1	6013	
Park Avenue (not sw)	85-96	4107	C-R	Y	1	6021	
Regal (rwd only)	73-87	4114	C-R	Y	1	6008	
Riviera	95-98	4105	C-R	Y	1	6013	
Riviera	79-85	4106	C-R	Y	1	6015	
Skyhawk	82-89	4104	C-R	Y	1	6012	
Skylark	85-96	4104	C-R	Y	1	6012	
Somerset	85-87	4104	C-R	Y	1	6012	
Terraza Van	05-07	4155	C-R	Y	1	6020	
Cadillac							
CTS, STS	06-12	4168	C-R	Y	1	6027	
Coupe Deville, Fleetwood, Sedan Deville, Touring Sedan (fwd only)	85-93	4107	C-R	Y	1	6021	
El Dorado	79-85	4106	C-R	Y	1	6015	
Escalade, ESV, EXT (2WD, 4WD)	11-12	4186	C-R	Y	1	6015	
Escalade, ESV, EXT (2WD, 4WD)	07-10	4108	C-R	Y	1	6003	
Escalade, ESV, EXT (2WD, 4WD)	02-06	4108	C-R	Y	1	6003	
Escalade (2WD, 4WD) (4 door only)	99-00	2101	R-R	Y	2	6781	
Seville	80-85	4106	C-R	Y	1	6015	
Chevrolet Cars							
Aveo	10	4103	C-R	Y	1	6014	
Beretta, Corsica	88-96	4104	C-R	Y	1	6012	
Camaro, Z-28, IROC-Z	82-02	4103	C-R	Y	1	6014	
Cavalier	82-94	4104	C-R	Y	1	6012	
Celebrity	82-90	4103	C-R	Y	1	6014	
Chevelle	73-83	4114	C-R	Y	1	6008	
El Camino	67-87	4114	C-R	Y	1	6008	
HHR	11	4141	C-R	Y	1	6005	
Malibu	73-83	4114	C-R	Y	1	6008	

SEE PAGE 53 FOR ADDITIONAL LIFTED/LOWERED VEHICLE APPLICATIONS & SPACERS

sw= Station Wagon	A.C.=Air Conversion	R-R=Ride-Rite
fwd= Front Wheel Drive	C-R=Coil-Rite	 = No Drill
rwd= Rear Wheel Drive	L-R=Level-Rite	 = Install Time
	S-R=Sport-Rite	

Application Guide



[illegible]

Minimum Tire to Frame Clearance Requirements: * = 7.50" ** = 3.00" *** = 9.50" + = 8.00" ++ = 6.00" +++ = 6.50"



-0000- While Supplies Last # = Use spacer kit 2366 with heavy duty package or TRD

DO NOT EXCEED THE VEHICLE'S RECOMMENDED GROSS VEHICLE WEIGHT RATING (GVWR)

Application Guide

Model	Year	Air Leveling Rear					
		Rear Kit	Type			Air Spring	
Chevrolet Cars Continued							
Monte Carlo (not SS)	73-88	4114	C-R	Y	1	6008	
Volt	12	4118	C-R	Y	1	6018	
Chevrolet/GMC Vans							
Astro, Safari (2WD, AWD)	99-05	2361	R-R	Y	2	6397	
G-1500 (6 lug nuts, GVWR 7200)	03-09	2423	R-R		2	6868	
G-1500, G-2500 (6 lug nuts)	96-02	2163 +++	S-R		2	9001	
G-10, G-20, G-30, G-1500, G-2500, G-3500	70-95	0830	R-R		3	6859	
G-2500 G-3500 (8 lug nuts) (Over 8600 GVW) (single rear wheel)	03-12	2337	S-R		2	9000	
Lumina APV	90-96	-4110-	C-R	Y	1	6015	
Uplander	05-09	4155	C-R	Y	1	6020	
Chevrolet/GMC SUVs							
Avalanche 1500 (2WD, 4WD)	11-12	4186	C-R	Y	1	6015	
Avalanche 1500 (2WD, 4WD)	02-10	4108	C-R	Y		6003	
Blazer (2WD only) (full size)	73-91						
Denali XL 2500 (2WD, 4WD)	00-09	2253	R-R		2	6781	
Envoy (2WD, 4WD) (with rear coil springs)	02-09	4108	C-R	Y	1	6003	
Jimmy (2WD only) (full size)	73-91						
Suburban 1500 (2WD, 4WD)	11-12	4186	C-R	Y	1	6015	
Suburban 1500 (2WD, 4WD)	07-10	4108	C-R	Y	1	6003	
Suburban 1500 (2WD, 4WD)	00-06	4108	C-R	Y	1	6003	
Suburban 1500 (2WD, 4WD)	92-99	2101	R-R		2	6781	
Suburban 1500 (2WD only)	73-91	2100	R-R		2	6781	
Suburban 1500 (4WD only)	73-91	2100	R-R		2	6781	
Suburban 2500 (2WD, 4WD)	00-09	2253	R-R		2	6781	
Suburban 2500 (2WD, 4WD)	92-99	2101	R-R		2	6781	
Suburban 2500 (2WD only)	73-91	2100	R-R		2	6781	
Suburban 2500 (4WD only)	73-91	2100	R-R		2	6781	
Tahoe (2WD, 4WD)	11-12	4186	C-R	Y	1	6015	
Tahoe (2WD, 4WD)	00-10	4108	C-R	Y	1	6003	
Police Tahoe (2WD, 4WD)	07-10	4147	C-R	Y	1	6024	
Tahoe (2WD, 4WD) (4-door only)	95-99	2101	R-R		2	6781	
Trailblazer (2WD, 4WD)	02-09	4108	C-R	Y	1	6003	
Yukon 1500 (2WD, 4WD)	11-12	4186	C-R	Y	1	6015	
Yukon 1500 (2WD, 4WD)	07-10	4108	C-R	Y	1	6003	
Yukon 1500 (2WD, 4WD)	00-06	4108	C-R	Y	1	6003	
Yukon 1500 (2WD, 4WD) (4-door only)	95-99	2101	R-R		2	6781	
Yukon 1500 (2WD, 4WD) (2-door only)	92-98	2173	R-R	Y	1.5	6762	
Yukon XL 2500 (2WD, 4WD)	00-09	2253	R-R		2	6781	
Yukon 2500 (2WD, 4WD) (4-door only)	95-99	2101	R-R		2	6781	

SEE PAGE 53 FOR ADDITIONAL LIFTED/LOWERED VEHICLE APPLICATIONS & SPACERS

sw= Station Wagon	A.C.=Air Conversion	R-R=Ride-Rite
fwd= Front Wheel Drive	C-R=Coil-Rite	 = No Drill
rwd= Rear Wheel Drive	L-R=Level-Rite	 = Install Time
	S-R=Sport-Rite	

Application Guide



[illegible]

Minimum Tire to Frame Clearance Requirements: * = 7.50" ** = 3.00" *** = 9.50" + = 8.00" ++ = 6.00" +++ = 6.50"



-0000- While Supplies Last # = Use spacer kit 2366 with heavy duty package or TRD

DO NOT EXCEED THE VEHICLE'S RECOMMENDED GROSS VEHICLE WEIGHT RATING (GVWR)







Application Guide

Model	Year	Air Leveling Rear					
		Rear Kit	Type			Air Spring	
Chevrolet/GMC Pickup Trucks							
S10 Crew Cab (2WD only)	04	2209	S-R		2	9001	
S10, Sonoma (2WD only) (not factory lowered ZQ8)	82-03	2209	S-R		2	9001	
Colorado, Canyon (2WD, 4WD) (not factory lowered ZQ8)	04-12	2384	R-R	Y	1.5	6397	
Chevrolet/GMC 1500 Pickup Truck							
Silverado, Sierra 1500 (2WD, 4WD)	07-12	2430	R-R	Y	1	6397	
Silverado Classic, Sierra Classic 1500 (2WD, 4WD)	07	2320 ++	S-R		2	9000	
Silverado, Sierra 1500 (2WD only, not HD)	99-06	2320 ++	S-R		2	9000	
Silverado, Sierra 1500 (4WD only, not HD)	99-06	2320 ++	S-R		2	9000	
Silverado, Sierra 1500HD (2WD, 4WD) (not Quad-Steer)	05-06	2190	R-R		2	6781	
Silverado, Sierra 1500HD (2WD, 4WD) (not Quad-Steer)	01-03	2190	R-R		2	6781	
C & K1500 (2WD, 4WD)	88-98	2025	R-R		2	6781	
C & R10, 1500 (2WD only)	73-87	2071 *	R-R		2	6781	
K & V10, 1500 (4WD only)	73-87	2040 ***	R-R		2	6873	
Chevrolet/GMC 2500 Pickup Truck							
Silverado, Sierra C2500 (2WD only, not HD)	99-05	2190	R-R		2	6781	
Silverado, Sierra C2500 (4WD only, not HD)	99-05	2190	R-R		2	6781	
Silverado, Sierra 2500HD (2WD, 4WD)	11-12	2528	R-R	Y	1.5	6401	
Silverado, Sierra 2500HD (2WD only)	01-10	2250	R-R	Y	1.5	6781	
Silverado, Sierra 2500HD (4WD only)	01-10	2250	R-R	Y	1.5	6781	
C & K2500 (2WD, 4WD) (with rear drum brakes)	99-00	2025	R-R		2	6781	
C & K2500 (2WD, 4WD)	88-98	2025	R-R		2	6781	
C & R20 (2WD only)	73-87	2071 *	R-R		2	6781	
K & V20, 2500 (4WD only)	73-87	2040 ***	R-R		2	6873	
Chevrolet/GMC 3500 Pickup Truck							
Silverado, Sierra 3500HD (2WD, 4WD)	11-12	2528	R-R	Y	1.5	6401	
Silverado, Sierra 3500HD (2WD, only)	01-10	2250	R-R	Y	1.5	6781	
Silverado, Sierra 3500HD (4WD only)	01-10	2250	R-R	Y	1.5	6781	
C & K3500 (2WD, 4WD)	88-00	2025	R-R		2	6781	
C & R30, C & R3500 (2WD only)	73-87	2071 *	R-R		2	6781	
C30 (2WD only)	67-87	2071 *	R-R		2	6781	
K & V30, 3500 (4WD only)	73-87	2040 ***	R-R		2	6873	
Chevrolet/GMC Commercial (vehicles without factory bed)							
C3500HD (2WD, 4WD)	11-12	2176 *	R-R		2	6781	
C2500 HD, C3500 HD (2WD, 4WD)	01-10	2249	R-R	Y	1.5	6781	
C3500 (Type I ambulance chassis)	88-00	-2065- ***	R-R		2	0335	
C4500, C5500 (2WD only)	02-09	2362 *	R-R		2	6781	
G3500, G4500 (with dual rear wheels)	98-12	2173	R-R	Y	2	6762	
G30, G3500	70-95	0830	R-R		3	6859	
W3500	96-09	-2449-	S-R		2	9001	
Chevrolet/GMC Motorhomes Class "C" Vans							
G3500, G4500 (with dual rear wheels)	98-12	2173	R-R	Y	2	6762	
G30, G3500	70-95	0830	R-R		3	6859	

SEE PAGE 53 FOR ADDITIONAL LIFTED/LOWERED VEHICLE APPLICATIONS & SPACERS

sw= Station Wagon	A.C.=Air Conversion	R-R=Ride-Rite
fwd= Front Wheel Drive	C-R=Coil-Rite	 = No Drill
rwd= Rear Wheel Drive	L-R=Level-Rite	 = Install Time
	S-R=Sport-Rite	

Application Guide



	Air Leveling Front					Work-Rite						R4Tech	Suggested Air Accessory
	Front Kit	Type			Air Spring	Front Kit			Rear Kit				
													SD
													SD
													SD
									8605	Y	1		SD
									8605	Y	1		SD
						8629	Y	1	8605	Y	1		SD
									8605	Y	1		SD
	1003	L-R	Y	2	7210	8629	Y	1	8625		1		SD
	1003	L-R	Y	2	7210	8629	Y	1	8625		1		SD
									8622		1		SD
	4100	C-R	Y	1	6000								SD
													SD
	1003	L-R	Y	2	7210				8625		1.5		SD
	1003	L-R	Y	2	7210	8629	Y	1	8625		1.5		SD
						8635	Y	1	8632	Y	1		HD
	1003	L-R	Y	2	7210	8629	Y	1	8609	Y	1	see pg. 35	HD
	1003	L-R	Y	2	7210	8629	Y	1	8610	Y	1	see pg. 35	HD
									8624		1.5		HD
									8624		1.5		HD
	4100	C-R	Y	1	6000								HD
													HD
						8635	Y	1	8632	Y	1		HD
	1003	L-R	Y	2	7210	8629	Y	1	8609	Y	1	see pg. 35	HD
	1003		Y	2	7210	8629	Y	1	8610	Y	1	see pg. 35	HD
		R-R							8624		1.5		HD
													HD
	4100	C-R	Y	1	6000								HD
		R-R											HD
						8635	Y	1	8633	Y	1		HD
	1003	L-R	Y	2	7210	8629	Y	1	8617	Y	1		HD
													HD
	2451	R-R	Y	1.5	6401								HD
									8619	Y	1		HD
	4100	C-R	Y	1	6000								HD
	-2440-	R-R		2	6868								HD
									8619	Y	1		XE
	4100	C-R	Y	1	6000								XE

Minimum Tire to Frame Clearance Requirements: * = 7.50" ** = 3.00" *** = 9.50" + = 8.00" ++ = 6.00" +++ = 6.50"



-0000- While Supplies Last # = Use spacer kit 2366 with heavy duty package or TRD

DO NOT EXCEED THE VEHICLE'S RECOMMENDED GROSS VEHICLE WEIGHT RATING (GVWR)

Application Guide

Model	Year	Air Leveling Rear					
		Rear Kit	Type			Air Spring	
Chevrolet/GMC Motorhomes Class "A" & Step Vans							
GP30 HD (cutaway) (10,500 to 12,300 GVWR)	93-96	2080	R-R	Y	2	6859	
GP30 HD (cutaway) (14,500 GVWR)	93-96	2085	R-R	Y	2	0335	
P30 (10,500 to 12,800 GVWR) (with jounce bumpers mounted at bottom of frame rails)	93-96	2080	R-R	Y	2	6859	
P30 (14,500 to 16,000 GVWR) (with jounce bumper mounted above leaf springs)	93-99	2085	R-R	Y	2	0335	
P30 (with jounce bumpers mounted at bottom of frame rails)	63-92	2080	R-R	Y	2	6859	
Chrysler							
Aspen (2WD, 4WD)	07-09	4152	C-R	Y	1	6009	
Imperial, New Yorker 5th Ave. Landau and Salon	90-94	4105	C-R	Y	1	6013	
Le Baron, GTS, TC By Maserati	82-95	4105	C-R	Y	1	6013	
New Yorker	84-89	4105	C-R	Y	1	6013	
Town and Country	08-12	4169	C-R		1	6013	
Town and Country	96-07	1005	L-R	Y	2	7217	
Town and Country (sw only)	84-89	4105	C-R	Y	1	6013	
Dodge Cars							
400, 600, Lancer, Daytona	82-94	4105	C-R	Y	1	6013	
Aries	81-89	4105	C-R	Y	1	6013	
Dynasty, Spirit	90-94	4105	C-R	Y	1	6013	
Shadow	87-94	4105	C-R	Y	1	6013	
Dodge Vans							
Caravan, Grand Caravan	08-12	4169	C-R		1	6013	
Caravan, Grand Caravan	96-07	1005	L-R	Y	2	7217	
Sprinter 2500	03-06	2312 +++	S-R		2	9002	
Sprinter 3500	03-06	2425	R-R		2	6781	
B100, B150, B200, B250, B300, B350, 1500, 2500, 3500, MB300, MB400	77-03	2109	R-R	Y	1.5	6781	
B100, B200, B300	71-76	0830	R-R		3	6859	
Dodge SUVs							
Nitro (2WD, 4WD)	07-08	4146	C-R		1	6005	
Durango (2WD, 4WD)	12	4191	C-R	Y	1	6019	
Durango (2WD, 4WD)	11	4184	C-R	Y	1	6014	
Durango (2WD, 4WD)	04-09	4152	C-R	Y	1	6009	
Durango (2WD, 4WD) (not SXT)	97-02	2222	S-R	Y	1	9002	
Dodge/Ram Pickup Trucks							
Ram 50	80-93	1130 **	R-R	Y	2	6873	
Dakota Club Cab (2WD, 4WD)	05-11	2378 +++	S-R		2	9000	
Dakota Quad Cab (2WD, 4WD)	05-11	2379 +++	S-R		2	9000	

SEE PAGE 53 FOR ADDITIONAL LIFTED/LOWERED VEHICLE APPLICATIONS & SPACERS

sw= Station Wagon	A.C.=Air Conversion	R-R=Ride-Rite
fwd= Front Wheel Drive	C-R=Coil-Rite	 = No Drill
rwd= Rear Wheel Drive	L-R=Level-Rite	 = Install Time
	S-R=Sport-Rite	

Application Guide



[illegible]

Minimum Tire to Frame Clearance Requirements: * = 7.50" ** = 3.00" *** = 9.50" + = 8.00" ++ = 6.00" +++ = 6.50"



-0000- While Supplies Last # = Use spacer kit 2366 with heavy duty package or TRD

DO NOT EXCEED THE VEHICLE'S RECOMMENDED GROSS VEHICLE WEIGHT RATING (GVWR)







Application Guide

Model	Year	Air Leveling Rear					
		Rear Kit	Type			Air Spring	
Dodge/Ram Pickup Trucks Continued							
Dakota Standard & Crew Cab (2WD only)	97-02	2169 +++	S-R		2	9000	
Dakota (4WD only) (not crew cab)	97-03	2162 +++	S-R		2	9002	
Dakota Crew Cab (4WD only)	00-03	2217 +++	S-R		2	9000	
Dodge/Ram 1500							
Ram 1500 (2WD, 4WD) (not Ram Runner)	09-12	2518	A.C.	Y	4	9047	
Ram 1500 (2WD, 4WD) (not Ram Runner)	09-12	4190	C-R	Y	1	6030	
Ram 1500 (2WD, 4WD)	02-08	2286	R-R	Y	1.5	6781	
Ram 1500 Mega Cab (2WD only)	06-08	2299	R-R	Y	1.5	6401	
Ram 1500 Mega Cab (4WD only)	06-08	2299	R-R	Y	1.5	6401	
Ram 1500 (2WD only)	94-01	2071 *	R-R		2	6781	
Ram 1500 (2WD only)	94-01	2162 +++	R-R		2	9002	
Ram 1500 (4WD only)	94-01	2071 *	R-R		2	6781	
D & W 100, 150, Ram 1500 (2WD, 4WD)	69-93	2071 *	R-R		2	6781	
Dodge/Ram 2500							
Ram 2500 (2WD only)	03-12	2299	R-R	Y	1.5	6401	
Ram 2500 (4WD only)	03-12	2299	R-R	Y	1.5	6401	
Ram 2500 (2WD only)	94-02	2071 *	R-R		2	6781	
Ram 2500 (4WD only)	94-02	2071 *	R-R		2	6781	
D & W 200, 250, Ram 2500 (2WD, 4WD)	69-93	2071 *	R-R		2	6781	
Ram 2500 (2WD, 4WD) (with contact overload springs)	94-98	2220	R-R	Y	2	6781	
Dodge/Ram 3500							
Ram 3500 (2WD only)	07-12	2299	R-R	Y	1.5	6401	
Ram 3500 (2WD only)	03-06	2299	R-R	Y	1.5	6401	
Ram 3500 (4WD only)	03-12	2299	R-R	Y	1.5	6401	
Ram 3500 (2WD only)	94-02	2071 *	R-R		2	6781	
Ram 3500 (4WD only)	94-02	2071 *	R-R		2	6781	
D & W 300, 350, Ram 3500 (2WD, 4WD)	69-93	2071 *	R-R		2	6781	
Dodge/Ram Commercial Vehicles (vehicles without factory bed)							
Ram 2500 (2WD, 4WD) (not dually, with box delete)	04-08	2299	R-R	Y	1.5	6401	
Ram 3500 (4WD only) (dually only, with box delete)	06-12	2299	R-R	Y	1.5	6401	
Ram 3500 HD (2WD, 4WD) (cab & chassis)	07-12	2478 +	R-R		1.5	6781	
D3500, W3500 (2WD, 4WD) (cab & chassis)	94-02	2220	R-R	Y	2	6781	
Ram 4500, 5500 (2WD, 4WD) (requires 2" clearance above frame)	07-12	2404 ***	R-R		2	7714	
Sprinter 2500 (cab & chassis)	02-06	2312 +++	R-R		2	9002	
Sprinter 3500 (van and cab & chassis)	02-06	2425	R-R		2	6781	
Sprinter 3500 (cab & chassis)	02-06	2382			2	6397	

SEE PAGE 53 FOR ADDITIONAL LIFTED/LOWERED VEHICLE APPLICATIONS & SPACERS

sw= Station Wagon	A.C.=Air Conversion	R-R=Ride-Rite
fwd= Front Wheel Drive	C-R=Coil-Rite	 = No Drill
rwd= Rear Wheel Drive	L-R=Level-Rite	 =Install Time
	S-R=Sport-Rite	

Application Guide



	Air Leveling Front					Work-Rite						R4Tech	Suggested Air Accessory
	Front Kit	Type			Air Spring	Front Kit			Rear Kit				
													SD
													SD
													SD
													N/A
													SD
									8607	Y	1		SD
													SD
						8621	Y	1					SD
	4111	C-R	Y	1	6015								SD
	4111	C-R	Y	1	6015								SD
						8621	Y	1					SD
													SD
									8611	Y	1	see pg. 35	HD
	1004	L-R	Y	2	7215	8621	Y	1	8611	Y	1	see pg. 35	HD
	4111	C-R	Y	1	6015								HD
						8621	Y	1					HD
													HD
													HD
						8621	Y	1	8611	Y	1	see pg. 35	HD
									8611	Y	1	see pg. 35	HD
	1004	L-R	Y	2	7215	8621	Y	1	8611	Y	1	see pg. 35	HD
	4111	C-R	Y	1	6015								HD
						8621	Y	1					HD
													HD
													HD
													HD
													HD
													HD
													HD
									8611	Y	1		HD
									8611	Y	1		HD
													HD
													HD
													HD
													HD
													HD

Minimum Tire to Frame Clearance Requirements: * = 7.50" ** = 3.00" *** = 9.50" + = 8.00" ++ = 6.00" +++ = 6.50"



-0000- While Supplies Last # = Use spacer kit 2366 with heavy duty package or TRD

DO NOT EXCEED THE VEHICLE'S RECOMMENDED GROSS VEHICLE WEIGHT RATING (GVWR)

Application Guide

Model	Year	Air Leveling Rear					
		Rear Kit	Type			Air Spring	
Dodge Motorhomes Class "C" Vans							
Sprinter 2500 (van and cab & chassis)	03-06	2312 +++	S-R	Y	1.5	9002	
Sprinter 3500 (van and cab & chassis)	03-06	2425	R-R		2	6781	
Sprinter 3500 (cab & chassis)	03-06	2382	R-R		2	6781	
B100, B150, B200, B250, B300, B350, 1500, 2500, 3500, MB300, MB400	77-03	2109	R-R	Y	2	6781	
B100, B200, B300	71-76	0830	R-R		3	6859	
Ford Cars							
Country Squire	83-97	4108	C-R	Y	1	6003	
Crown Victoria (with rear coil springs)	98-08	4107	C-R	Y	1	6021	
Crown Victoria	83-97	4108	C-R	Y	1	6003	
Fusion	06-12	4169	C-R		1.5	6013	
LTD	83-86	4103	C-R	Y	1	6014	
Mustang	79-03	4103	C-R	Y	1	6014	
Taurus	10-12	4177	C-R	Y	1	6015	
Taurus (sw only)	86-98	4105	C-R	Y	1	6013	
Thunderbird	92-97	4105	C-R	Y	1	6013	
Thunderbird	89-91	4104	C-R	Y	1	6012	
Thunderbird	80-88	4106	C-R	Y	1	6015	
Ford Vans							
Transit Connect	10-12	2485	R-R	Y	1.5	6762	
Freestar	04-07	4151	C-R	Y	1	6016	
Windstar	98-03	4106	C-R	Y	1	6015	
E150	08-12	2488	R-R	Y	1.5	6764	
E150	75-07	2171	S-R		2	7076	
E100, E150 (may require tailpipe modification)	75-91	2032	R-R	Y	1.5	6859	
E250	98-12	2165	S-R		2	9002	
E250 (may require tailpipe modification)	75-91	2032	R-R	Y	1.5	6859	
E350 (with single rear wheels)	98-12	2181	S-R		2	9000	
E350 (may require tailpipe modification)	75-91	2032	R-R	Y	1.5	6859	
Ford CUVs/SUVs							
Bronco (4WD only) (full size)	90-96	2071 *	R-R		2	6781	
Bronco (2WD, 4WD)	80-90						
Edge	07-10	4171	C-R	Y	1	6020	
Excursion (2WD only)	00-06	2255	R-R	Y	2	6781	
Excursion (4WD only)	00-06	2251	R-R	Y	2	6781	
Expedition (2WD, 4WD) (with rear coil springs)	97-02	4134	C-R	Y	1	6022	
Explorer	11-12	4189	C-R		1.5	6026	
Flex	09-12	4177	C-R	Y	1	6015	

SEE PAGE 53 FOR ADDITIONAL LIFTED/LOWERED VEHICLE APPLICATIONS & SPACERS

sw= Station Wagon	A.C.=Air Conversion	R-R=Ride-Rite
fwd= Front Wheel Drive	C-R=Coil-Rite	 = No Drill
rwd= Rear Wheel Drive	L-R=Level-Rite	 = Install Time
	S-R=Sport-Rite	



Application Guide

[illegible]



-0000- While Supplies Last # = Use spacer kit 2366 with heavy duty package or TRD

DO NOT EXCEED THE VEHICLE'S RECOMMENDED GROSS VEHICLE WEIGHT RATING (GVWR)







Application Guide

Model	Year	Air Leveling Rear					
		Rear Kit	Type			Air Spring	
Ford Pickup Trucks							
Ranger (2WD, 4WD) (not for use with composite leaf) (not SuperCab 4WD with 6' bed)	83-11	2531 +++	S-R		2	9000	
F100 (2WD, 4WD)	68-79	2071*	R-R		2	6781	
F150							
F150 (2WD, 4WD) (not Raptor or FX2)	04-12	2525+	R-R	Y	1.5	6781	
F150 (2WD, 4WD) (with B&W hitch only)	04-12	2542+	R-R	Y	1.5	6781	
F150, F150 Heritage (2WD, 4WD)	97-04	2320 ++	S-R		2	9000	
F150 (2WD, 4WD)	68-96	2071*	R-R		2	6781	
F250							
F250 Under 8500 GVWR (2WD, 4WD)	97-03	2320 ++	S-R		2	9000	
F250 Under 8500 GVWR (2WD only)	69-96	2071*	R-R		2	6781	
F250 Under 8500 GVWR (4WD only)	69-96	2071*	R-R		2	6781	
F250 (2WD only), Diesel	11-12	2535	R-R	Y	2	6401	
F250 (2WD only), Gasoline	11-12	2550	R-R	Y	1.5	6401	
F250 (2WD only)	08-10	2550	R-R	Y	1.5	6401	
F250 (2WD only)	05-07	2398	R-R		2	6401	
F250 Over 8500 GVWR (2WD only)	99-04	2550	R-R	Y	1.5	6401	
F250 Over 8500 GVWR (2WD only)	84-98	2071*	R-R		2	6781	
F250 Over 8500 GVWR (2WD only)	69-83	2071*	R-R		2	6781	
F250 (4WD only), Diesel	11-12	2535	R-R	Y	1.5	6401	
F250 (4WD only), Gasoline	11-12	2550	R-R	Y	1.5	6401	
F250 (4WD only)	08-10	2550	R-R	Y	1.5	6401	
F250 (4WD only)	05-07	2400	R-R	Y	1.5	6401	
F250 Over 8500 GVWR (4WD only)	99-04	2550	R-R	Y	1.5	6401	
F250 Over 8500 GVWR (4WD only)	84-04	2071 *	R-R		2	6781	
F250 Over 8500 GVWR (4WD only)	69-83	2071 *	R-R		2	6781	
F350							
F350 (2WD only)	11-12	2535	R-R	Y	1.5	6401	
F350 (2WD only)	08-10	2550	R-R	Y	1.5	6401	
F350 (2WD only)	06-07	2550	R-R	Y	1.5	6401	
F350 (2WD only)	05	2398	R-R	Y	1.5	6401	
F350 (2WD only)	99-04	2550	R-R	Y	1.5	6401	

SEE PAGE 53 FOR ADDITIONAL LIFTED/LOWERED VEHICLE APPLICATIONS & SPACERS

sw= Station Wagon	A.C.=Air Conversion	R-R=Ride-Rite
fwd= Front Wheel Drive	C-R=Coil-Rite	 = No Drill
rwd= Rear Wheel Drive	L-R=Level-Rite	 = Install Time
	S-R=Sport-Rite	

Application Guide



	Air Leveling Front					Work-Rite						R4Tech	Suggested Air Accessory
	Front Kit	Type			Air Spring	Front Kit			Rear Kit				
													SD
	4102	C-R	Y	1	6011								SD
									8606	Y	1		SD
									8606	Y	1		SD
													SD
	4102	C-R	Y	1	6011								SD
													HD
	4101	C-R	Y	1	6002								HD
													HD
	4101	C-R	Y	1	6002				8615	Y	1	see pg. 37	HD
	4101	C-R	Y	1	6002	8616	Y	0.5	8615	Y	1	see pg. 37	HD
	4101	C-R	Y	1	6002	8616	Y	0.5	8615	Y	1	see pg. 37	HD
	4101	C-R	Y	1	6002	8616	Y	0.5	8615	Y	1		HD
	4101	C-R	Y	1	6002				8613	Y	1	see pg. 37	HD
	4101	C-R	Y	1	6002								HD
													HD
	4160 or 4187 if snow plow prep	C-R	Y	1	6025 (4160) 6019 (4187)	8616 (not for snow plow prep.)	Y	0.5	8615	Y	1	see pg. 37	HD
	4160 or 4187 if snow plow prep	C-R	Y	1	6025 (4160) 6019 (4187)	8616 (not for snow plow prep.)	Y	0.5	8615	Y	1	see pg. 37	HD
	4160 or 4187 if snow plow prep	C-R	Y	1	6025 (4160) 6019 (4187)	8616 (not for snow plow prep.)	Y	0.5	8615	Y	1	see pg. 37	HD
	4160 or 4187 if snow plow prep	C-R	Y	1	6025 (4160) 6019 (4187)	8616 (not for snow plow prep.)	Y	0.5	8615	Y	1	see pg. 37	HD
	2223	R-R		2	6762				8613	Y	1	see pg. 37	HD
	2223	R-R		2	6762								HD
													HD
	4101		Y	1	6002	8616	Y	0.5	8615	Y	1		HD
	4101		Y	1	6002	8616	Y	0.5	8615	Y	1		HD
	4101		Y	1	6002	8616	Y	0.5	8615	Y	1		HD
	"4160 or												
	4101		Y	1	6002				8613	Y	1		HD

Minimum Tire to Frame Clearance Requirements: * = 7.50" ** = 3.00" *** = 9.50" + = 8.00" ++ = 6.00" +++ = 6.50"



-0000- While Supplies Last # = Use spacer kit 2366 with heavy duty package or TRD

DO NOT EXCEED THE VEHICLE'S RECOMMENDED GROSS VEHICLE WEIGHT RATING (GVWR)







Application Guide

Model	Year	Air Leveling Rear					
		Rear Kit	Type			Air Spring	
F350 Continued							
F350 (2WD only)	70-98	2071 *	R-R		2	6781	
F350 (2WD only)	63-69	2071 *	R-R		2	6781	
F350 (4WD only), Diesel	11-12	2535	R-R	Y	1.5	6401	
F350 (4WD only), Gasoline	11-12	2550	R-R	Y	1.5	6401	
F350 (4WD only)	08-10	2550	R-R	Y	1.5	6401	
F350 (4WD only)	05-07	2400	R-R	Y	1.5	6401	
F350 (4WD only)	99-04	2550	R-R	Y	1.5	6781	
F350 (4WD only)	84-98	2071 *	R-R		2	6781	
F350 (4WD only)	63-83	2071 *	R-R		2	6781	
F450							
F450 (2WD only)	11-12	2535	R-R	Y	1.5	6401	
F450 (2WD, 4WD)	08-10	2446	R-R		2	7701	
F450 (4WD only)	11-12	2535	R-R	Y	1.5	6401	
F450 (2WD, 4WD)	08-10	2446	R-R		2	7701	
Ford Commercial Vehicles (vehicles without factory bed)							
E250 (cutaway)	07-08	2061	R-R	Y	1.5	6764	
E350 (with dual rear wheels)	92-12	2061	R-R	Y	1.5	6764	
E350 (may require tailpipe modification)	75-91	2032	R-R	Y	1.5	6859	
E450	08-12	2458	R-R	Y	1.5	6397	
E450	96-07	2377	R-R	Y	1.5	6397	
E450 (requires 2" clearance above frame)	96-12	2153 +	R-R		2	6781	
F350 (2WD, 4WD)	05-08	2176 *	R-R		2	6781	
F350 (2WD only)	99-04	2176 *	R-R		2	6781	
F350 (4WD only)	99-04	2176 *	R-R		2	6781	
F350 (Type I Ambulance Chassis)	80-97	-2065 ***_	R-R		2	6859	
F450 (2WD, 4WD)	05-12	2176 *	R-R		2	6781	
F450 (2WD, 4WD)	99-04	2176 *	R-R		2	6781	
F550 (2WD, 4WD) (requires 2" clearance above frame)	05-12	2404 ***	R-R		2	7714	
F550 (2WD, 4WD) (requires 2" clearance above frame)	99-04	2404 ***	R-R		2	7714	
F650	02-07						
LCF45, LCF55 (with side fuel tanks for rear kit) (rear kit does not fit 115" wb)	06-09	-2437-	R-R		2	5405	
F59	11-12	2170 +	R-R		2	6781	

SEE PAGE 53 FOR ADDITIONAL LIFTED/LOWERED VEHICLE APPLICATIONS & SPACERS

sw= Station Wagon	A.C.=Air Conversion	R-R=Ride-Rite
fwd= Front Wheel Drive	C-R=Coil-Rite	 = No Drill
rwd= Rear Wheel Drive	L-R=Level-Rite	 = Install Time
	S-R=Sport-Rite	

Application Guide



	Air Leveling Front					Work-Rite						R4Tech	Suggested Air Accessory
	Front Kit	Type			Air Spring	Front Kit			Rear Kit				
	4101		Y	1	6002								HD
													HD
	4160 or 4187 if snow plow prep		Y	1	6025 (4160) 6019 (4187)	8616 (not for snow plow prep.)	Y	0.5	8615	Y	1		HD
	4160 or 4187 if snow plow prep		Y	1	6025 (4160) 6019 (4187)	8616 (not for snow plow prep.)	Y	0.5	8615	Y	1		HD
	4160 or 4187 if snow plow prep		Y	1	6025 (4160) 6019 (4187)	8616 (not for snow plow prep.)	Y	0.5	8615	Y	1		HD
	4160 or 4187 if snow plow prep		Y	1	6025 (4160) 6019 (4187)	8616 (not for snow plow prep.)	Y	0.5	8615	Y	1	see pg. 39	HD
	2223			2	6762				8613	Y	1		HD
	2223			2	6762								HD
													HD
	4101	C-R	Y	1	6002								HD
	4101	C-R	Y	1	6002								HD
	4160	C-R	Y	1	6025								HD
	4160	C-R	Y	1	6025								HD
	4101	C-R	Y	1	6002								HD
	4101	C-R	Y	1	6002				8618	Y	1		HD
	4101	C-R	Y	1	6002								HD
	4101	C-R	Y	1	6002								HD
	4101	C-R	Y	1	6002								HD
	4101	C-R	Y	1	6002								HD
	4101	C-R	Y	1	6002								HD
	4160	C-R	Y	1	6025				8630		2		HD
	4101	C-R	Y	1	6002				8630		2		HD
	2223	R-R		2	6762				8630		2		HD
													HD
	4160	C-R	Y	1	6025				8630		2		HD
	2189	R-R	Y	2	6762				8630		2		HD
	4160	C-R	Y	1	6025								HD
	2189	R-R	Y	2	6762								HD
	2363	R-R		2	6873								HD
													HD
	2070	R-R		2	0335								HD

Minimum Tire to Frame Clearance Requirements: * = 7.50" ** = 3.00" *** = 9.50" + = 8.00" ++ = 6.00" +++ = 6.50"



-0000- While Supplies Last # = Use spacer kit 2366 with heavy duty package or TRD

DO NOT EXCEED THE VEHICLE'S RECOMMENDED GROSS VEHICLE WEIGHT RATING (GVWR)

Application Guide

Model	Year	Air Leveling Rear					
		Rear Kit	Type			Air Spring	
Ford Motorhomes Class "C" Vans							
E350 (with dual rear wheels)	92-12	2061	R-R	Y	1.5	6764	
E350 (may require tailpipe modification)	75-91	2032	R-R	Y	1.5	6859	
E450	08-12	2458	R-R	Y	1.5	6397	
E450	96-07	2377	R-R	Y	1.5	6397	
E450 (requires 2" clearance above frame)	96-12	2153 +	R-R		2	6781	
Ford Motorhomes Class "A"							
E33 (with front coil springs)	92-96	2061	R-R	Y	1.5	6764	
E33 (with front coil springs)	86-91	2032	R-R	Y	1.5	6859	
F53 (24,000, 26,000 GVWR) (not Thor m/h)	08-12	2474 +	R-R		2	6781	
F53 (16,000 to 22,000 GVWR) (not Thor m/h)	08-12	2170 +	R-R		2	6781	
F53 (16,000 to 22,000 GVWR) (not Thor m/h)	99-07	2170 +	R-R		2	6781	
F53	90-98	2068 +	R-R		2	0335	
Freightliner Vans							
Sprinter 2500	02-06	2312 +++	S-R		2	9002	
Sprinter 3500 (cab & chassis)	02-06	2382	R-R		2	6781	
Sprinter 3500 (van and cab & chassis)	02-06	2425	R-R		2	6781	
Freightliner / Oshkosh / John Deere Motorhomes Class "A"							
"M" and "X" chassis (not XC21) (below 22,000 GVWR)	94-98	2071 *	R-R		2	6781	
Honda							
CR-Z	11-12	4183	C-R	Y	1	6027	
Fit	10-12	4183	C-R	Y	1	6027	
Insight	10-12	4183	C-R	Y	1	6027	
Odyssey	05-10	4179	C-R		1.5	6020	
Odyssey	99-04	4138	C-R		1.5	6017	
Passport (2WD, 4WD)	98-02	4136	C-R	Y	1	6014	
Pilot	05-10	4179	C-R		1.5	6020	
Pilot	03-04	4138	C-R	Y	1	6017	
HUMMER							
H2, H2 SUT (with rear coil springs)	07-09	4108	C-R	Y	1	6003	
H2, H2 SUT (with rear coil springs)	03-06	4108	C-R	Y	1	6003	
Hyundai							
Accent	07-11	4136	C-R	Y	1	6014	
Entourage	07-09	4138	C-R		1.5	6017	
Santa Fe	07-12	4170	C-R		1.5	6017	
Santa Fe	01-06	-4167-	C-R	Y	1	6027	
Veracruz	07-12	4170	C-R		1.5	6017	

SEE PAGE 53 FOR ADDITIONAL LIFTED/LOWERED VEHICLE APPLICATIONS & SPACERS

sw= Station Wagon	A.C.=Air Conversion	R-R=Ride-Rite
fwd= Front Wheel Drive	C-R=Coil-Rite	 = No Drill
rwd= Rear Wheel Drive	L-R=Level-Rite	 = Install Time
	S-R=Sport-Rite	

Application Guide



[illegible]

Minimum Tire to Frame Clearance Requirements: * = 7.50" ** = 3.00" *** = 9.50" + = 8.00" ++ = 6.00" +++ = 6.50"



-0000- While Supplies Last # = Use spacer kit 2366 with heavy duty package or TRD

DO NOT EXCEED THE VEHICLE'S RECOMMENDED GROSS VEHICLE WEIGHT RATING (GVWR)

Application Guide

Model	Year	Air Leveling Rear					
		Rear Kit	Type			Air Spring	
Infiniti							
FX45 (2WD, 4WD)	03-08	4118	C-R	Y	1	6018	
QX56	05-09	4150	C-R	Y	1	6023	
International Commercial Vehicle (vehicles without factory bed)							
Citystar CF 500, CF 600 (with side fuel tanks for rear kit) (rear kit does not fit 115" wb)	06-09	-2437-	R-R		2	5405	
Isuzu							
290i, 370i (2WD, 4WD)	06-09	2384	R-R	Y	1.5	6397	
Amigo	98-00	4103	C-R	Y	1	6014	
Axiom	02-03	4136	C-R	Y	1	6014	
N-Series Commercial Vehicles (without factory bed)	96-12	2449 +++	S-R		2	9001	
Rodeo, Rodeo Sport	98-04	4136	C-R	Y	1	6014	
Trooper	92-97	4106	C-R	Y	1	6015	
Jeep							
Commander (2WD, 4WD)	06-10	4157	C-R	Y	1	6005	
Grand Cherokee (2WD, 4WD)	11-12	4184	C-R	Y	1	6014	
Grand Cherokee (2WD, 4WD)	05-10	4157	C-R		1.5	6005	
Grand Cherokee (2WD, 4WD) (not "up country")	92-98	4118	C-R	Y	1	6018	
Grand Wagoneer (2WD, 4WD)	92-98	4118	C-R	Y	1	6018	
Liberty (2WD, 4WD)	08-12	4170	C-R		1.5	6017	
Liberty (2WD, 4WD)	02-07	4146	C-R		1.5	6005	
Summit (sw only)	92-93	4105	C-R	Y	1	6013	
Wrangler (except Rubicon) (2WD, 4WD)	07-12	4173	C-R	Y	1	6006	
Wrangler Rubicon (4WD only)	07-12	4172	C-R	Y	1	6007	
Wrangler Unlimited (2WD, 4WD) (except Rubicon)	07-12	4173	C-R	Y	1	6006	
Wrangler Unlimited Rubicon (4WD only)	07-12	4172	C-R	Y	1	6007	
Wrangler (2WD, 4WD)	97-06	4157	C-R		1.5	6005	
Kia							
Sedona	06-11	4138	C-R		1.5	6017	
Sorento	03-10	4153	C-R	Y	1	6024	
Landrover							
Defender 90	90-97	4121	C-R	Y	1	6003	
Discovery (with rear coil springs)	90-04	4121	C-R	Y	1	6003	
Range Rover	90-96	4121	C-R	Y	1	6003	
Lexus							
LX 450	96-98	4124	C-R	Y	1	6007	
LX 470	99-07	4124	C-R	Y	1	6007	
Lincoln							
Continental (with rear coil springs)	82-88	4106	C-R	Y	1	6015	
Mark IV (with rear coil springs)	84-87	4106	C-R	Y	1	6015	
Mark LT (2WD, 4WD)	09	2525 +	R-R	Y	1.5	6781	

SEE PAGE 53 FOR ADDITIONAL LIFTED/LOWERED VEHICLE APPLICATIONS & SPACERS

sw= Station Wagon	A.C.=Air Conversion	R-R=Ride-Rite
fwd= Front Wheel Drive	C-R=Coil-Rite	 = No Drill
rwd= Rear Wheel Drive	L-R=Level-Rite	 = Install Time
	S-R=Sport-Rite	

Application Guide



[illegible]

Minimum Tire to Frame Clearance Requirements: * = 7.50" ** = 3.00" *** = 9.50" + = 8.00" ++ = 6.00" +++ = 6.50"



-0000- While Supplies Last # = Use spacer kit 2366 with heavy duty package or TRD

DO NOT EXCEED THE VEHICLE'S RECOMMENDED GROSS VEHICLE WEIGHT RATING (GVWR)

Application Guide

Model	Year	Air Leveling Rear					
		Rear Kit	Type			Air Spring	
Lincoln Continued							
Mark LT (2WD, 4WD)	05-08	2350	R-R	Y	1.5	6397	
MKS	09-12	4178	C-R	Y	1	6014	
MKT	09-11	4178	C-R	Y	1	6014	
MKX	07-11	4171	C-R	Y	3.5	6020	
MKZ	11-12	4170	C-R	Y	1	6017	
Towncar	80-89	4108	C-R	Y	1	6003	
Mazda							
CX7	07-12	4167	C-R	Y	1	6027	
Mazda 5	06-12	4168	C-R	Y	1	6027	
MPV	96-98	4105	C-R	Y	1	6013	
Pickup (2WD only)	72-90	1130 **	C-R	Y	1.5	6873	
Mercury							
Capri	79-86	4103	C-R	Y	1	6014	
Colony Park	83-97	4108	C-R	Y	1	6003	
Cougar	92-97	4105	C-R	Y	1	6013	
Cougar	89-91	4104	C-R	Y	1	6012	
Cougar	80-88	4106	C-R	Y	1	6015	
Grand Marquis	98-08	4107	C-R	Y	1	6021	
Grand Marquis	83-97	4108	C-R	Y	1	6003	
Marquis	83-86	4103	C-R	Y	1	6014	
Milan	06-08	4168	C-R	Y	1	6027	
Monterey	04-07	4151	C-R	Y	1	6016	
Sable (sw only)	86-98	4105	C-R	Y	1	6013	
Mitsubishi							
Expo (2WD, 4WD)	92-93	4105	C-R	Y	1	6013	
Fuso FE180 Commercial Vehicle (without factory bed)	07-10	2449	S-R		2	9001	
Montero Sport (2WD, 4WD)	99-04	-4137-	C-R	Y	1	6007	
Outlander	07-10	4182	C-R	Y	1	6026	
Pickup (2WD only)	69-96	1130 **	R-R	Y	1.5	6873	
Raider Extended Cab (2WD, 4WD)	06-09	2378 +++	S-R		2	9000	
Raider Double Cab (2WD, 4WD)	06-09	2379 +++	S-R		2	9000	
Nissan Cars							
Altima	05-12	4105	C-R	Y	1	6013	
Maxima	05-08	4105	C-R	Y	1	6013	
Nissan Vans							
NV1500, NV2500	12	2551	R-R	Y	1.5	6766	
Quest	12	4188	C-R	Y	1	6028	
Quest	04-09	4118	C-R	Y	1	6018	

SEE PAGE 53 FOR ADDITIONAL LIFTED/LOWERED VEHICLE APPLICATIONS & SPACERS

sw= Station Wagon	A.C.=Air Conversion	R-R=Ride-Rite
fwd= Front Wheel Drive	C-R=Coil-Rite	 = No Drill
rwd= Rear Wheel Drive	L-R=Level-Rite	 = Install Time
	S-R=Sport-Rite	



Application Guide

[illegible]



-0000- While Supplies Last # = Use spacer kit 2366 with heavy duty package or TRD

DO NOT EXCEED THE VEHICLE'S RECOMMENDED GROSS VEHICLE WEIGHT RATING (GVWR)

Application Guide

Model	Year	Air Leveling Rear					
		Rear Kit	Type			Air Spring	
Nissan SUVs							
Armada (2WD, 4WD)	06-12	4150	C-R	Y	1	6023	
Murano (2WD, 4WD)	09-12	4181	C-R	Y	1	6016	
Murano (2WD, 4WD)	03-08	4118	C-R	Y	1	6018	
Pathfinder (2WD, 4WD)	06-12	4166	C-R	Y	1	6021	
Pathfinder Armada (2WD, 4WD)	04-05	4150	C-R	Y	1	6023	
Pathfinder (2WD, 4WD)	87-95	4106	C-R	Y	1	6015	
Rogue (2WD, 4WD)	08-12	4181	C-R	Y	1	6024	
Xterra (2WD, 4WD)	05-12	2409	S-R	Y	1.5	9002	
Nissan Pickup Trucks							
Frontier (2WD, 4WD)	05-12	2403	R-R	Y	1.5	6766	
Frontier (2WD only)	01-04	2293	S-R	Y	1.5	9002	
Pickup (2WD only)	69-96	1130 **	R-R	Y	1.5	6873	
Titan (2WD, 4WD)	04-12	2355	R-R	Y	1.5	6781	
Oldsmobile							
Achieva	92-98	4104	C-R	Y	1	6012	
Aurora	95-04	4105	C-R	Y	1	6013	
Bravada (2WD, 4WD) (with rear coil springs)	02-05	4106	C-R	Y	1	6015	
Calais, Cutlass, Cutlass Supreme (not sw)	73-87	4114	C-R	Y	1	6008	
Cutlass Calais (fwd only)	85-91	4104	C-R	Y	1	6012	
Cutlass Cierra	82-96	4103	C-R	Y	1	6014	
Cutlass Cruiser (sw only) (fwd only)	84-95	4103	C-R	Y	1	6014	
Delta 88, 98 (fwd only)	85-99	4107	C-R	Y	1	6021	
Firenza (fwd only)	82-88	4104	C-R	Y	1	6012	
LSS	96-01	4107	C-R	Y	1	6021	
Silhouette	90-96	-4110-	C-R	Y	1	6015	
Toronado	79-85	4106	C-R	Y	1	6015	
Plymouth							
Arrow Pick-up	80-93	1130 **	R-R	Y	1.5	6873	
Acclaim	89-95	4105	C-R	Y	1	6013	
Caravelle	85-88	4105	C-R	Y	1	6013	
Reliant	81-94	4105	C-R	Y	1	6013	
Sundance	87-93	4105	C-R	Y	1	6013	
Pontiac							
6000	82-91	4103	C-R	Y	1	6014	
Bonneville (fwd only)	00-05	4105	C-R	Y	1	6013	
Bonneville (fwd only)	87-99	4107	C-R	Y	1	6021	
Firebird, Trans Am	82-02	4103	C-R	Y	1	6014	
Grand Am	85-97	4104	C-R	Y	1	6012	
Grand Prix	73-87	4114	C-R	Y	1	6008	
Grand Prix	65-68	4114	C-R	Y	1	6008	
J-2000, Sunbird	82-94	4104	C-R	Y	1	6012	
Le Mans	88-92	4104	C-R	Y	1	6012	

SEE PAGE 53 FOR ADDITIONAL LIFTED/LOWERED VEHICLE APPLICATIONS & SPACERS

sw= Station Wagon	A.C.=Air Conversion	R-R=Ride-Rite
fwd= Front Wheel Drive	C-R=Coil-Rite	 = No Drill
rwd= Rear Wheel Drive	L-R=Level-Rite	 = Install Time
	S-R=Sport-Rite	



Application Guide

[illegible]



-0000- While Supplies Last # = Use spacer kit 2366 with heavy duty package or TRD

DO NOT EXCEED THE VEHICLE'S RECOMMENDED GROSS VEHICLE WEIGHT RATING (GVWR)

Application Guide

Model	Year	Air Leveling Rear					
		Rear Kit	Type			Air Spring	
Pontiac Continued							
Transport APV	90-96	-4110-	C-R	Y	1	6015	
Torrent (2WD, 4WD)	05-07	-4167-	C-R	Y	1	6027	
Ram Van							
C/V	08-12	4169	C-R		1	6013	
Ram Pickup Trucks							
Dakota Club Cab (2WD, 4WD)	05-11	2378 +++	S-R		2	9000	
Dakota Quad Cab (2WD, 4WD)	05-11	2379 +++	S-R		2	9000	
Ram 1500 (2WD, 4WD) (not Ram Runner)	09-12	2518	AC	Y	4	9047	
Ram 1500 (2WD, 4WD) (not Ram Runner)	09-12	4190	C-R	Y	1	6030	
Ram 2500 (2WD only)	03-12	2299	R-R	Y	1.5	6401	
Ram 2500 (4WD only)	03-12	2299	R-R	Y	1.5	6401	
Ram 3500 (2WD only)	07-12	2299	R-R	Y	1.5	6401	
Ram 3500 (4WD only)	03-12	2299	R-R	Y	1.5	6401	
Ram Commercial Vehicles (vehicles without factory bed)							
Ram 3500 (4WD only) (dually only, with box delete)	06-12	2299	R-R	Y	1.5	6401	
Ram 3500 HD (2WD, 4WD) (cab & chassis)	07-12	2478 +	R-R		2	6781	
Ram 4500, 5500 (2WD, 4WD) (requires 2" clearance above frame)	07-12	2404 ***	R-R		2	7714	
Saturn							
Relay	05-07	4155	C-R	Y	1	6020	
Vue	02-07	-4167-	C-R	Y	1	6027	
Scion							
xA	04-07	4136	C-R	Y	1	6014	
xB	08-12	4136	C-R	Y	1	6014	
xD	08-12	-4156-	C-R	Y	1	6015	
Sterling Commercial Vehicles (vehicles without factory bed)							
Bullet (2WD, 4WD) (cab & chassis)	08-09	2478 +	R-R		2	6781	
Suzuki							
SX4 (crossover, sedan, sport)	10	4183	C-R	Y	1	6027	
Grand Vitara	10	4182	C-R	Y	1	6026	
Toyota Cars							
ECHO	01-05	4118	C-R	Y	1	6018	
Prius	10-12	4136	C-R	Y	1	6014	
Yaris	07-12	4136	C-R	Y	1	6014	
Toyota Vans							
Siena (not AWD)	04-12	4155	C-R	Y	1	6020	
Siena	98-03	4118	C-R	Y	1	6018	
Van (with rear coil springs)	64-89	4112	C-R	Y	1	6006	
Toyota SUVs							
RAV4 (2WD, 4WD)	07-12	4174	C-R	Y	1	6028	
RAV4 (2WD, 4WD)	96-98	4104	C-R	Y	1	6012	

SEE PAGE 53 FOR ADDITIONAL LIFTED/LOWERED VEHICLE APPLICATIONS & SPACERS

sw= Station Wagon	A.C.=Air Conversion	R-R=Ride-Rite
fwd= Front Wheel Drive	C-R=Coil-Rite	 = No Drill
rwd= Rear Wheel Drive	L-R=Level-Rite	 = Install Time
	S-R=Sport-Rite	

Application Guide



[illegible]

Minimum Tire to Frame Clearance Requirements: * = 7.50" ** = 3.00" *** = 9.50" + = 8.00" ++ = 6.00" +++ = 6.50"



-0000- While Supplies Last # = Use spacer kit 2366 with heavy duty package or TRD

DO NOT EXCEED THE VEHICLE'S RECOMMENDED GROSS VEHICLE WEIGHT RATING (GVWR)

Application Guide

Model	Year	Air Leveling Rear					
		Rear Kit	Type			Air Spring	
Toyota SUVs Continued							
FJ Cruiser	98-12	4135	C-R	Y	1	6024	
4Runner	07-12	4135	C-R	Y	1	6024	
4Runner	96-97	4123	C-R	Y	1	6021	
4Runner	90-95	4112	C-R	Y	1	6006	
Sequoia (with rear coil springs)	08-12	4164	C-R	Y	1	6009	
Sequoia	01-07	4124	C-R	Y	1	6007	
Land Cruiser	08-12	4164	C-R	Y	1	6009	
Land Cruiser	91-07	4124	C-R	Y	1	6007	
Toyota Pickup Trucks							
Pickup (2WD only)	69-95	1130 **	R-R	Y	1.5	6873	
Pickup (4WD only)	84-95	-2116-	R-R	Y	1.5	6781	
T 100 (2WD only)	93-98	2115	R-R	Y	1.5	6781	
T 100 (4WD only)	93-98	-2116-	R-R	Y	1.5	6781	
Tacoma (2WD only)	05-12	2410	R-R	Y	1.5	6762	
Tacoma (2WD only)	95-04	2213	R-R		2	6762	
Tacoma Prerunner (2WD only)	05-12	2407	R-R	Y	1.5	6766	
Tacoma Prerunner (2WD only)	95-04	2304 #	R-R		2	6781	
Tacoma (4WD only)	05-11	2407	R-R	Y	1.5	6766	
Tacoma (4WD only)	95-04	2304 #	R-R		2	6781	
Tundra (2WD, 4WD)	07-12	2445	R-R	Y	1.5	6410	
Tundra (2WD only)	00-06	2212	S-R		2	9001	
Tundra TRD (2WD only)	00-06	2245	R-R		2	6781	
Tundra (4WD only)	00-06	2245	R-R		2	6781	
Volkswagen							
CC	09-12	4176	C-R	Y	1	6027	
Eos	07-12	4176	C-R	Y	1	6027	
Euro Van, T-4	85-03	4117	C-R	Y	1	6004	
GTI	07-12	4176	C-R	Y	1	6027	
Golf TDI	11-12	4176	C-R	Y	1	6027	
Jetta (not TDI)	07-10	4175	C-R	Y	1	6026	
Jetta Sport Wagen	12	4176	C-R	Y	1	6027	
Jetta Sport Wagen	09-10	4176	C-R	Y	1	6027	
Passat (not TDI)	12	4176	C-R	Y	1	6027	
Passat (not TDI)	98-06	4105	C-R	Y	1	6012	
Passat Wagen	07-09	4175	C-R	Y	1	6026	
Routan	09-12	4169	C-R		1.5	6013	
Tiguan	09-12	4176	C-R	Y	1	6027	
Workhorse Motorhomes Class "A"							
P30, P32 10,500 to 17,000 GVWR	00-08	2147 *	R-R		2	6781	
P30, P32, W16 10,500 to 17,000 GVWR	00-07	2085	R-R	Y	1.5	6781	
W20, W22, W24	04-09	2347	R-R		2	5405	
UFO	07-09	2457	R-R	Y	1.5	7689	

SEE PAGE 53 FOR ADDITIONAL LIFTED/LOWERED VEHICLE APPLICATIONS & SPACERS

sw= Station Wagon	A.C.=Air Conversion	R-R=Ride-Rite
fwd= Front Wheel Drive	C-R=Coil-Rite	 = No Drill
rwd= Rear Wheel Drive	L-R=Level-Rite	 = Install Time
	S-R=Sport-Rite	

Application Guide

[illegible]

Minimum Tire to Frame Clearance Requirements: * = 7.50" ** = 3.00" *** = 9.50" + = 8.00" ++ = 6.00" +++ = 6.50"

-0000- While Supplies Last # = Use spacer kit 2366 with heavy duty package or TRD

DO NOT EXCEED THE VEHICLE'S RECOMMENDED GROSS VEHICLE WEIGHT RATING (GVWR)

How To Order

The R4Tech kit can be ordered as a complete kit by using 1 part number or ordered as 8 individually-packaged component kits.

- The R4Tech Master Kit is typically shipped on a pallet via semi-truck to a loading dock. The packaged kit can weigh over 350 lbs. The Master Kit includes leaf springs, trailing link with J-springs, brackets, air springs, air control kit, and load adaptive shocks. To order the complete R4Tech Kit, use the Master Kit number for your vehicle (W28760####). The delivery location should have a fork lift or loading dock.
- If the destination is a stocking location or if there is not a loading dock available, then ordering by component may be beneficial. To order by component, the following should be included in the order:

2 Leaf Springs

1 Links box

1 Differential Bracket kit

1 Frame Bracket kit

1 Air Spring kit

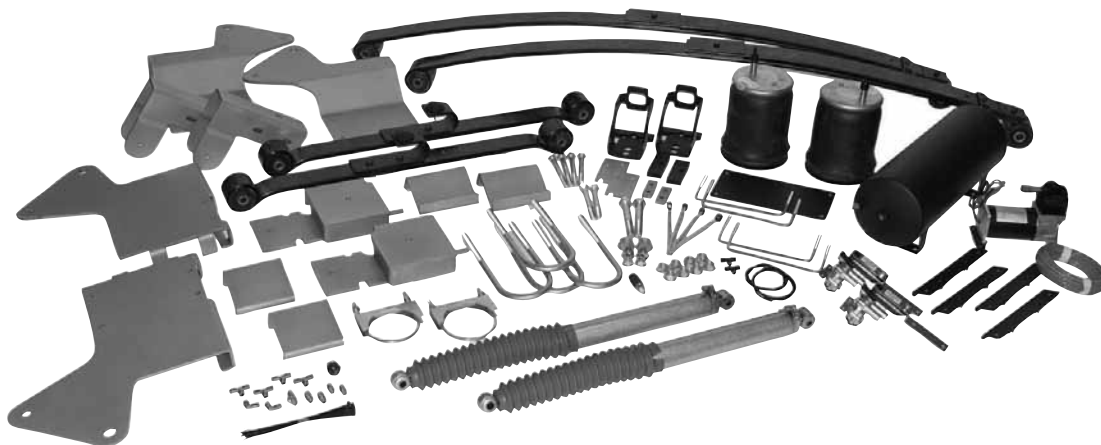
1 Air Control kit

1 Load Adaptive Shock kit

To ensure the 8 components arrive on the same shipment, please use a separate PO and request Ship Complete and Prepaid Freight. UPS is available for residential destinations upon request.

For other questions regarding R4Tech, see page 1 for product information or contact Firestone at 800-888-0650.

Model	Year	2WD/ 4WD	Master Kit W28-760	Leaf Springs	Links	
				Order 2 W4T-000-	Order 1 W4T-000-	
Chevrolet Silverado/GMC Sierra Pickup Trucks						
2500 SRW & 3500 SRW/DRW	11-12	2 & 4	0036	G05S	GL03	
2500 Long Bed, w/10.5" axle	05-10	2 & 4	0028	G01S	GL01	
2500 Short Bed, w/10.5" axle	05-10	2 & 4	0027	G01S	GL01	
3500 Long Bed, SRW/DRW, w/11.5" axle	05-10	2 & 4	0030	G02S	GL01	
3500 Short Bed SRW/DRW, w/11.5" axle	05-10	2 & 4	0029	G02S	GL01	
Dodge Ram 2500						
Ram 2500 SRW Regular and Quad Cab, w/10.5" axle	10-12	2WD	0038	C06S	CL01	
Ram 2500 SRW Mega Cab, w/10.5" axle	10-12	2WD	0039	C07S	CL01	
Ram 2500 SRW Regular and Quad Cab, w/10.5" axle	10-12	4WD	0040	C06S	CL01	
Ram 2500 SRW Mega Cab, w/10.5" axle	10-12	4WD	0041	C07S	CL01	
Ram 2500 Regular and Quad Cab, w/10.5" axle	06-09	2WD	0031	C01S	CL01	
Ram 2500 Mega Cab, w/10.5" axle	06-09	2WD	0033	C02S	CL01	
Ram 2500 Mega Cab, w/10.5" axle	06-09	4WD	0034	C02S	CL01	
Ram 2500 Regular & Quad Cab, 10.5" axle	06-09	4WD	0032	C01S	CL01	
Dodge Ram 3500						
Ram 3500 SRW Regular and Quad Cab, w/11.5" axle	10-12	2WD	0042	C06S	CL01	
Ram 3500 SRW Mega Cab, w/11.5" axle	10-12	2WD	0043	C07S	CL01	
Ram 3500 DRW Regular, Quad and Mega Cab, w/11.5" axle	10-12	2WD	0044	C07S	CL01	
Ram 3500 SRW Regular and Quad Cab, w/11.5" axle	10-12	4WD	0045	C06S	CL01	
Ram 3500 SRW Mega Cab, w/11.5" axle	10-12	4WD	0046	C07S	CL01	



Components included in Master Kit

	Differential bracket	Frame (eye) bracket	All spring kit	Air control kit	Load adaptive shocks
	Order 1 W4T-000-	Order 1 W4T-000-	Order 1 W4T-000-	Order 1 W4T-000-	Order 1 WR1-760
	GD04	GB05	1506	1575	4353
	GD01	GB02	1503	1575	4353
	GD01	GB01	1503	1575	4353
	GD02	GB02	1503	1575	4355
	GD02	GB01	1503	1575	4355
	CD01	CB04	1504	1575	4350
	CD01	CB04	1504	1575	4350
	CD02	CB05	1504	1575	4350
	CD02	CB05	1504	1575	4350
	CD01	CB01	1504	1575	4350
	CD01	CB01	1504	1575	4350
	CD02	CB03	1504	1575	4350
	CD02	CB03	1504	1575	4350
	CD03	CB04	1504	1575	4350
	CD03	CB04	1504	1575	4350
	CD03	CB04	1504	1575	4350
	CD04	CB05	1504	1575	4350
	CD04	CB05	1504	1575	4350

Note: W4T-000-1577, Electronic Leveling Control Kit, can be used in place of W4T-000-1575


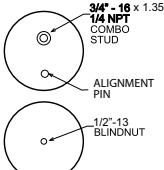
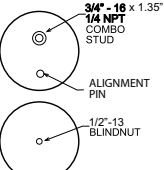
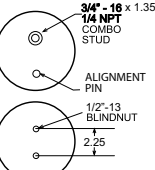
Model	Year	2WD/ 4WD	Master Kit W28-760			
				Leaf Springs	Links	
				Order 2 W4T-000-	Order 1 W4T-000-	
Dodge Ram 3500 Continued						
Ram 3500 DRW Regular and Quad Cab, w/11.5" axle	10-12	4WD	0047	C08S	CL01	
Ram 3500 DRW Mega Cab, w/11.5" axle	10-12	4WD	0048	C07S	CL01	
Ram 3500 SRW, Mega Cab, w/11.5" axle	06-09	2WD	0049	C02S	CL01	
Ram 3500 DRW, Regular,Quad and Mega Cab	06-09	2WD	0050	C02S	CL01	
Ram 3500 SRW Regular & Quad Cab, w/11.5" axle	06-09	2WD	0051	C01S	CL01	
Ram 3500 SRW, Regular & Quad Cab, w/11.5" axle	06-09	4WD	0052	C01S	CL01	
Ram 3500 SRW/DRW, Mega Cab, w/11.5" axle	06-09	4WD	0053	C02S	CL01	
Ram 3500 DRW, Regular & Quad Cab, w/11.5" axle	06-09	4WD	0035	C04S	CL01	
Ford F250						
F250 Long Bed, SRW, w/10.5" axle	11-12	2WD	0054	F02S	FL02	
F250 Long Bed, SRW, w/10.5" axle & 2" block	11-12	4WD	0143	F02S	FL02	
F250 Short Bed, SRW, w/10.5" axle & 2" block	11-12	2WD	0140	F02S	FL02	
F250 Short Bed, SRW, w/10.5" axle & 2" block	11-12	4WD	0144	F02S	FL02	
F250 Long Bed, SRW, w/10.5" axle	08-10	2WD	0008	F02S	FL02	
F250 Short Bed, SRW, w/10.5" axle	08-10	2WD	0005	F02S	FL02	
F250 Long Bed, SRW, w/10.5" axle & 2" block	08-10	4WD	0009	F02S	FL02	
F250 Short Bed, SRW, w/10.5" axle & 2" block	08-10	4WD	0006	F02S	FL02	
F250 Long Bed, SRW, w/10.5" axle & 2" block	05-07	4WD	0025	F01S	FL01	
F250 Short Bed, SRW, w/10.5" axle & 2" block	05-07	4WD	0020	F01S	FL01	
F250 Long Bed,SRW, w/10.5" axle	99-04	2WD	0022	F01S	FL01	
F250 Short Bed, SRW, w/10.5" axle	99-04	2WD	0017	F01S	FL01	
F250 Long Bed, SRW, w/10.5" axle & 2" block	99-04	4WD	0023	F01S	FL01	
F250 Short Bed, SRW, w/10.5" axle & 2" block	99-04	4WD	0018	F01S	FL01	
Ford F350						
F350 Long Bed, SRW, w/10.5" axle	11-12	2WD	0054	F02S	FL02	
F350 Short Bed, SRW, w/10.5" axle	11-12	2WD	0141	F02S	FL02	
F350 Long Bed, DRW, w/Dana 80 axle	11-12	2WD	0142	F02S	FL02	
F350 Short Bed, DRW, w/Dana 80 axle	11-12	2WD	0057	F02S	FL02	
F350 Long Bed, SRW, w/10.5" axle & 3.5" block	11-12	4WD	0145	F02S	FL02	
F350 Short Bed, SRW, w/10.5" axle & 3.5" block	11-12	4WD	0146	F02S	FL02	
F350 Long Bed, SRW, w/10.5" axle & 2" block	11-12	4WD	0058	F02S	FL02	
F350 Short Bed, SRW, w/10.5" axle & 2" block	11-12	4WD	0059	F02S	FL02	
F350 Long Bed, DRW, w/Dana 80 axle & 2" block	11-12	4WD	0060	F02S	FL02	
F350 Short Bed, DRW, w/Dana 80 axle & 2" block	11-12	4WD	0061	F02S	FL02	
F350 Long Bed, SRW, w/10.5" axle	08-10	2WD	0008	F02S	FL02	
F350 Short Bed, SRW, w/10.5" axle	08-10	2WD	0005	F02S	FL02	
F350 Long Bed, DRW, w/Dana 80 axle	08-10	2WD	0003	F02S	FL02	

Components included in Master Kit

	Differential bracket	Frame (eye) bracket	All spring kit	Air control kit	Load adaptive shocks
	Order 1 W4T-000-	Order 1 W4T-000-	Order 1 W4T-000-	Order 1 W4T-000-	Order 1 WR1-760

Note: W4T-000-1577, Electronic Leveling Control Kit, can be used in place of W4T-000-1575

Model	Year	2WD/ 4WD	Master Kit W28-760			
				Leaf Springs	Links	
				Order 2 W4T-000-	Order 1 W4T-000-	
Ford F350 Continued						
F350 Short Bed, DRW, w/Dana 80 axle	08-10	2WD	0001	F02S	FL02	
F350 Long Bed, SRW, w/10.5" axle & 2" block	08-10	4WD	0010	F02S	FL02	
F350 Short Bed, SRW, w/10.5" axle & 2" block	08-10	4WD	0007	F02S	FL02	
F350 Long Bed, DRW, w/Dana 80 axle & 2" block	08-10	4WD	0004	F02S	FL02	
F350 Short Bed, DRW, w/Dana 80 axle & 2" block	08-10	4WD	0002	F02S	FL02	
F350 Long Bed, SRW, w/10.5" axle & 2" block	05-07	4WD	0026	F01S	FL01	
F350 Short Bed, SRW, w/10.5" axle & 2" block	05-07	4WD	0021	F01S	FL01	
F350 Long Bed DRW, w/Dana 80 axle & 2" block	05-07	4WD	0016	F01S	FL01	
F350 Short Bed, DRW, w/Dana 80 axle & 2" block	05-07	4WD	0013	F01S	FL01	
F350 Long Bed, SRW, w/10.5" axle	99-04	2WD	0022	F01S	FL01	
F350 Short Bed, SRW, w/10.5" axle	99-04	2WD	0017	F01S	FL01	
F350 Long Bed, DRW, w/Dana 80 axle	99-04	2WD	0014	F01S	FL01	
F350 Short Bed, DRW, w/Dana 80 axle	99-04	2WD	0011	F01S	FL01	
F350 Long Bed, SRW, w/10.5" axle & 2" block	99-04	4WD	0024	F01S	FL01	
F350 Short Bed, SRW, w/10.5" axle & 2" block	99-04	4WD	0019	F01S	FL01	
Ford F450						
F450 Long Bed, DRW, w/Dana 80 axle & 2" block	11-12	4WD	0147	F02S	FL02	

R4Tech Replacement Air Spring			
IT14CB	5295	5294	2093
			
	Ride Height=6.70"	Ride Height=6.00"	Ride Height=7.75"

Air Spring Kit	Replacement Air Spring
1501	5295
1502	
1503	
1504	
1505	
1507	
1506	5294
1519	2093

Components included in Master Kit

	Differential bracket	Frame (eye) bracket	All spring kit	Air control kit	Load adaptive shocks
	Order 1 W4T-000-	Order 1 W4T-000-	Order 1 W4T-000-	Order 1 W4T-000-	Order 1 WR1-760
	FD08	FB04	1502	1575	4351
	FD07	FB02	1502	1575	4354
	FD07	FB04	1502	1575	4354
	FD02	FB02	1502	1575	4354
	FD02	FB04	1502	1575	4354
	FD03	FB01	1502	1575	4354
	FD03	FB03	1502	1575	4354
	FD01	FB01	1502	1575	4354
	FD01	FB03	1502	1575	4354
	FD04	FB01	1501	1575	4351
	FD04	FB03	1501	1575	4351
	FD05	FB01	1501	1575	4351
	FD05	FB03	1501	1575	4351
	FD03	FB01	1501	1575	4354
	FD03	FB03	1501	1575	4354
	FD21	FB05	1507	1575	4354

Note: W4T-000-1577, Electronic Leveling Control Kit, can be used in place of W4T-000-1575

Reverse Lookup

Make	Model	Year	Front/Rear Kit
1003 - replacement 7210			
Chevrolet	Suburban 2500 (2WD, 4WD)	00-09	Front
Chevrolet/GMC	C1500 HD Silverado, Sierra (2WD, 4WD)	05-06	Front
Chevrolet/GMC	C1500 HD Silverado, Sierra (2WD, 4WD)	01-03	Front
Chevrolet/GMC	C2500 HD, C-3500 HD (2WD, 4WD)	01-10	Front
Chevrolet/GMC	C3500 HD, Silverado, Sierra (2WD, 4WD)	01-10	Front
GMC	Denali XL 2500 (2WD, 4WD)	00-09	Front
GMC	Yukon XL 2500 (2WD, 4WD)	00-09	Front
1004 - replacement 7215			
Dodge/Ram	Ram 2500 (4WD only)	03-12	Front
Dodge/Ram	Ram 3500 (4WD only)	03-12	Front
1005 - replacement 7217			
Chrysler	Town and Country	96-07	Rear
Dodge	Caravan, Grand Caravan	96-07	Rear
2025 - replacement 6781			
Chevrolet/GMC	C & K-1500 (2WD, 4WD)	88-98	Rear
Chevrolet/GMC	C & K-2500 (2WD, 4WD) (with rear drum brakes)	99-00	Rear
Chevrolet/GMC	C & K-2500 (2WD, 4WD)	88-98	Rear
Chevrolet/GMC	C & K-3500 (2WD, 4WD)	88-00	Rear
2061 - replacement 6764			
Ford	E250	07-08	Rear
Ford	E33 (with front coil springs)	92-96	Rear
Ford	E350 (with dual rear wheels)	92-11	Rear
2071 - replacement 6781			
Chevrolet/GMC	C & R 10, 1500 (2WD only)	73-87	Rear
Chevrolet/GMC	C & R-20 (2WD only)	73-87	Rear
Chevrolet/GMC	C & R-30, C & R-3500 (2WD only)	73-87	Rear
Dodge	D & W 100, 150, Ram 1500 (2WD, 4WD)	69-01	Rear
Dodge	D & W 200, 250, Ram 2500 (2WD, 4WD)	69-02	Rear
Dodge	D & W 300, 350, Ram 3500 (2WD, 4WD)	69-02	Rear
Ford	F100, 150 (2WD, 4WD)	69-96	Rear
Ford	F250 under 8500 GVWR (2WD, 4WD)	69-96	Rear
Ford	F250 over 8500 GVWR (2WD, 4WD)	63-10	Rear
Ford	F350	63-10	Rear
Freightliner	"M" and "X" chassis (not XC21) (below 22,000 GVWR)	94-98	Rear
2101 - replacement 6781			
Cadillac	Escalade (2WD, 4WD) (4 door only)	99-00	Rear
Chevrolet	Suburban 1500 (2WD, 4WD)	92-99	Rear
Chevrolet	Suburban 2500 (2WD, 4WD)	92-99	Rear
Chevrolet	Tahoe (2WD, 4WD) (4-door only)	95-99	Rear
GMC	Yukon 1500 (2WD, 4WD) (4-door only)	95-99	Rear
2170 - replacement 6781			
Ford	F53 (16,000 to 22,000 GVWR) (not Thor m/h)	99-12	Rear
Ford	F59	11-12	Rear

Make	Model	Year	Front/Rear Kit
2172 - replacement spring 9001			
Ford	Ranger (2WD, 4WD) (not for use with composite leaf) (not SuperCab 4WD with 6' bed)	83-09	Rear
2190 - replacement 6781			
Chevrolet/GMC	C1500 HD Silverado, Sierra (2WD, 4WD)	05-06	Rear
Chevrolet/GMC	C1500 HD Silverado, Sierra (2WD, 4WD)	01-03	Rear
Chevrolet/GMC	C2500, Silverado, Sierra (2WD, 4WD) (not HD)	99-05	Rear
2245 - replacement 6781			
Toyota	Tundra (4WD only)	00-06	Rear
Toyota	Tundra TRD (2WD only)	00-06	Rear
2249 - replacement 6781			
Chevrolet/GMC	C2500 HD, C-3500 HD (2WD, 4WD), cab & chassis	01-10	Rear
2250 - replacement 6781			
Chevrolet/GMC	C2500 HD, Silverado, Sierra (2WD 4WD)	01-10	Rear
Chevrolet/GMC	C3500 HD, Silverado, Sierra (2WD, 4WD)	01-10	Rear
2251 - replacement 6781			
Ford	Excursion (4WD only)	00-06	Rear
2286 - replacement 6781			
Dodge	Ram 1500 (2WD, 4WD)	02-08	Rear
2299 - replacement 6401			
Dodge	Ram 1500 Mega Cab (2WD, 4WD)	06-08	Rear
Dodge	Ram 2500 (2WD, 4WD)	03-10	Rear
Dodge	Ram 3500 (2WD, 4WD)	03-10	Rear
2320 - replacement 9000			
Chevrolet/GMC	C & K1500, Silverado Classic, Sierra Classic (2WD, 4WD)	07	Rear
Chevrolet/GMC	C & K1500, Silverado, Sierra (2WD, 4WD) (not HD)	99-06	Rear
Ford	F150 Heritage (2WD, 4WD)	04	Rear
Ford	F150 (2WD, 4WD)	97-03	Rear
Ford	F250 under 8500 GVWR (2WD, 4WD)	97-03	Rear
2330 - replacement 6401			
Ford	F250 over 8500 GVWR (2WD, 4WD)	99-04	Rear
Ford	F350 (2WD, 4WD)	99-04	Rear
2350 - replacement 3697			
Ford	F150 (2WD, 4WD) (not FX2)	04-08	Rear
Lincoln	Mark LT (2WD, 4WD)	05-08	Rear
2355 - replacement 6781			
Nissan	Titan (2WD, 4WD)	04-12	Rear
2400 - replacement 6401			
Ford	F250 (4WD only)	05-07	Rear
Ford	F350 (4WD only)	05-07	Rear
2404 - replacement 7325			
Dodge	RAM 4500, 5500 (2WD, 4WD) (requires 2" clearance above frame)	07-12	Rear
Ford	F550 (2WD, 4WD) (requires 2" clearance above frame)	99-12	Rear

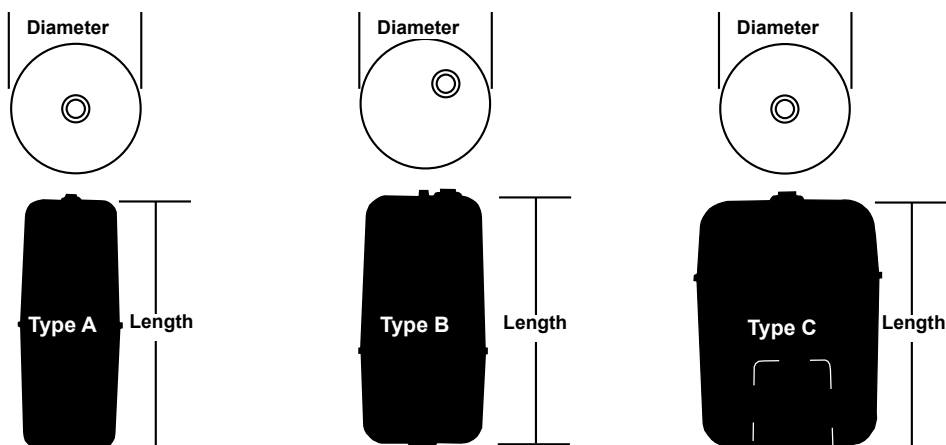
Reverse Lookup

Make	Model	Year	Front/Rear Kit
2407 - replacement 6766			
Toyota	Tacoma (4WD only)	05-12	Rear
Toyota	Tacoma TRD Prerunner (2WD only)	05-12	Rear
2430- replacement 6397			
Chevrolet/GMC	C & K-1500 Silverado, Sierra (2WD, 4WD)	07-12	Rear
2445 - replacement 6410			
Toyota	Tundra (2WD, 4WD)	07-12	Rear
2450/2550 - replacement 6401			
Ford	F250 (2WD, 4WD) (gasoline) (without factory inbed hitch)	11-12	Rear
Ford	F250 (2WD, 4WD)	08-10	Rear
Ford	F350 (2WD, 4WD) (gasoline) (without factory inbed hitch)	11-12	Rear
Ford	F350 (2WD, 4WD)	08-10	Rear
2452 - replacement 6781			
Ford	F250 (2WD, 4WD) (gasoline) (without factory inbed hitch)	11	Rear
Ford	F250 (2WD, 4WD)	08-10	Rear
Ford	F350 (2WD, 4WD) (gasoline) (without factory inbed hitch)	11	Rear
Ford	F350 (2WD, 4WD)	08-10	Rear
2525 - replacement 6781			
Ford	F150 (2WD, 4WD)	09-12	Rear
Lincoln	Mark LT (2WD, 4WD)	09	Rear
4100 - replacement 6000			
Chevrolet	Blazer (2WD only) (full size)	73-91	Front
Chevrolet/GMC	C & R 10, 1500 (2WD only)	73-87	Front
Chevrolet/GMC	C & R-20 (2WD only)	73-87	Front
Chevrolet/GMC	C-30 (2WD only)	67-87	Front
Chevrolet/GMC	G-10, G-20, G-30, G-1500, G-2500, G-3500	70-95	Front
Chevrolet/GMC	GP-30 HD (cutaway) (14,500 GVWR)	93-96	Front
Chevrolet/GMC	P-30	93-99	Front
Chevrolet/GMC	Suburban 1500, 2500 (2WD only)	73-91	Front
GMC	Jimmy (2WD only) (full size)	73-91	Front
4101 - replacement 6002			
Ford	E150	75-12	Front
Ford	E250	75-12	Front
Ford	E350	75-12	Front
Ford	E450	96-12	Front
Ford	F250 under 8500 GVWR (2WD only)	69-96	Front
Ford	F250 over 8500 GVWR (2WD only)	84-12	Front
Ford	F350 (2WD only)	06-12	Front
Ford	F350 (2WD only)	70-04	Front
Ford	F450 (2WD only)	08-12	Front
Ford	E33 (with front coil springs)	86-91	Front
Ford	E33 (with front coil springs)	92-96	Front

Make	Model	Year	Front/Rear Kit
4106 - replacement 6015			
Buick	Riviera	79-85	Rear
Cadillac	El Dorado	79-85	Rear
Cadillac	Seville	80-85	Rear
Rear	Seville	80-85	Rear
Ford	Thunderbird	80-88	Rear
Ford	Windstar	98-03	Rear
Isuzu	Trooper	92-97	Rear
Lincoln	Continental (with rear coil springs)	82-88	Rear
Lincoln	Mark IV (with rear coil springs)	84-87	Rear
Mercury	Cougar	80-88	Rear
Nissan	Pathfinder (2WD, 4WD)	87-95	Rear
Oldsmobile	Bravada (2WD, 4WD) (with rear coil springs)	02-05	Rear
Oldsmobile	Toronado	79-85	Rear
4108 - replacement 6003			
Cadillac	Escalade, ESV, EXT (2WD, 4WD)	02-10	Rear
Chevrolet	Avalanche 1500 (2WD, 4WD)	02-10	Rear
Chevrolet	Suburban 1500 (2WD, 4WD)	00-10	Rear
Chevrolet	Tahoe (2WD, 4WD)	00-10	Rear
Chevrolet	Trailblazer (2WD, 4WD)	02-09	Rear
Ford	Country Squire	83-97	Rear
Ford	Crown Victoria	83-97	Rear
GMC	Envoy (2WD, 4WD) (with rear coil springs)	02-09	Rear
GMC	Yukon 1500 (2WD, 4WD)	00-10	Rear
Hummer	H2, H2 SUT (with rear coil springs)	03-09	Rear
Lincoln	Towncar	80-89	Rear
Mercury	Colony Park	83-97	Rear
Mercury	Grand Marquis	83-97	Rear
4118 - replacement 6018			
Infiniti	FX45 (2WD, 4WD)	03-08	Rear
Jeep	Grand Cherokee (2WD, 4WD) (not "up country")	92-98	Rear
Jeep	Grand Wagoneer (2WD, 4WD)	92-98	Rear
Nissan	Murano (2WD, 4WD)	03-12	Rear
Nissan	Quest	04-09	Rear
Toyota	ECHO	01-05	Rear
Toyota	Siena	98-03	Rear
4134 - replacement 6022			
Ford	Expedition (2WD, 4WD) (with rear coil springs)	97-02	Rear
4135 - replacement 6024			
Toyota	4Runner	98-12	Rear
Toyota	FJ Cruiser	07-12	Rear
4138 - replacement 6017			
Honda	Odyssey	99-04	Rear
Honda	Pilot	01-04	Rear
Hyundai	Entourage	07-09	Rear
Kia	Sodona	06-08	Rear

Reverse Lookup

Make	Model	Year	Front/Rear Kit
4155 - replacement 6020			
Buick	Terraza	05-07	Rear
Chevrolet	Uplander	05-09	Rear
Saturn	Relay	05-07	Rear
Toyota	Siena	04-12	Rear
4160 - replacement 6025			
Ford	F250 (4WD)	05-12	Front
Ford	F350 (2WD)	05-08	Front
Ford	F350 (4WD)	05-12	Front
Ford	F450 (2WD, 4WD)	05-12	Front
Ford	F550 (2WD, 4WD) (requires 2" clearance above frame)	05-12	Front
4190 - replacement 6030 & 1258			
Dodge/Ram	Ram 1500 (2WD, 4WD)	09-12	Rear
8605 - replacement 1259			
Chevrolet/GMC	1500 Silverado, Sierra (2WD, 4WD) (not HD)	99-12	Rear
8606 - replacement 1259			
Ford	F150 (2WD, 4WD)	04-12	Rear
8611 - replacement 1260			
Dodge/Ram	Ram 2500 (2WD 4WD)	03-12	Rear
Dodge/Ram	Ram 3500 (2WD, 4WD)	03-12	Rear
Dodge/Ram	Ram 3500 (2WD, 4WD) (cab & chassis)	07-12	Rear
8613 - replacement 1260			
Ford	F250 (2WD, 4WD)	99-04	Rear
Ford	F350 (2WD, 4WD)	99-04	Rear
8615 - replacement 1260			
Ford	F250 (2WD, 4WD)	05-12	Rear
Ford	F350 (2WD, 4WD)	05-12	Rear



Coil-Rite Spring	Diameter	Length	Type
6000	3.56"	10.50"	A
6002	4.00"	11.00"	B
6003	4.75"	10.00"	A
6004	4.75"	6.50"	C
6005	5.50"	5.00"	A
6006	5.50"	7.00"	A
6007	5.50"	8.00"	A
6008	5.50"	9.00"	A
6009	5.50"	10.00"	A
6010	5.50"	11.00"	A
6011	4.00"	8.00"	B
6012	4.00"	4.00"	A
6013	4.00"	5.00"	A
6014	4.00"	8.00"	A
6015	4.00"	9.00"	A
6016	4.00"	10.00"	A
6017	4.75"	4.00"	A
6018	4.00"	7.00"	A
6019	4.00"	12.00"	A
6020	4.75"	6.50"	A
6021	4.75"	9.00"	A
6022	4.75"	13.00"	A
6023	4.75"	12.00"	A
6024	4.75"	7.50"	A
6025	4.00"	11.00"	A
6026	3.56"	8.75"	A
6027	3.56"	7.00"	A
6028	4.00"	6.00"	A
6030	4.38"	11.00"	A

Coverage

What's covered –

The Ride-Rite kits, components, and accessories are warranted against defects in workmanship and materials*.

What's not covered –

This warranty does not cover service or labor charges, freight or customs charges, neglect, abuse, misuse, misapplications, improper installation, overloading, and alterations to the product*.

What's the period of coverage* –

Work-Rite Kits

- Bumpers, Hardware & Brackets = 2 years

Air-Rite Accessories

- Brackets, Hardware, Fittings & Air Line = 2 years
(See page 58 for more information)

Ride-Rite, Sport-Rite, Coil-Rite, Level-Rite Kits

- Air Springs = Limited Lifetime
- Hardware & Brackets = 2 years

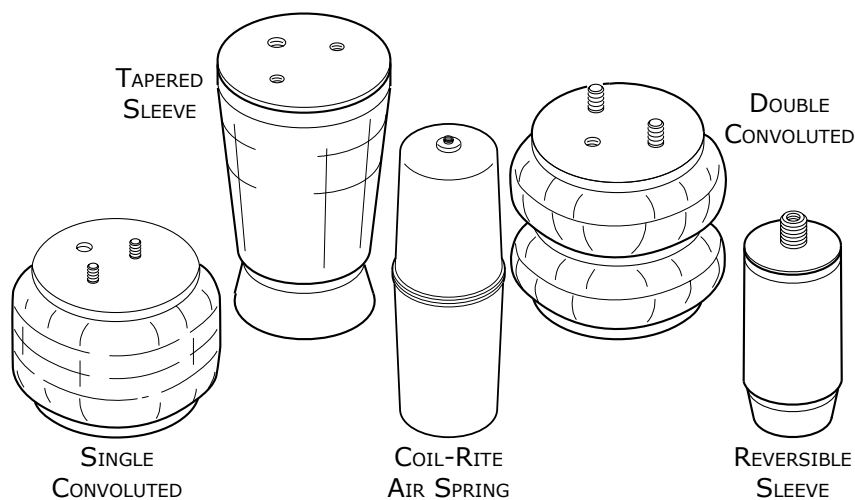
* Please refer to the "Firestone Limited Lifetime Air Spring Warranty" form for details, terms, and conditions.

Ride-Rite Warranty Evaluation Guide




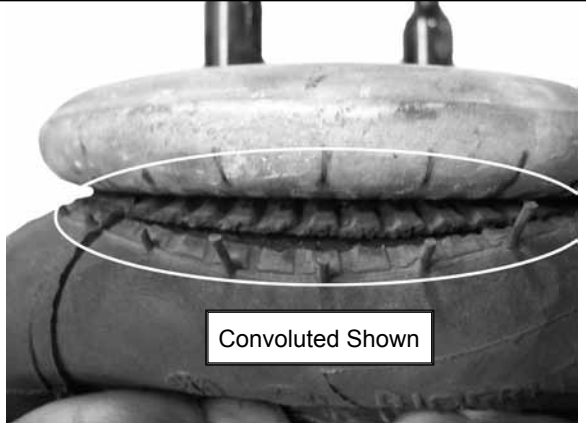
Firestone air springs are designed to provide years and thousands of miles of trouble free service. The durability of Firestone air springs is such that they will often outlast other maintenance items on your suspension, such as bushings, shocks, and other components. Ride Rite air springs are warranted to be free of material defects and/or workmanship for as long as the original purchaser owns the vehicle on which it was originally installed. The hardware and brackets which accompany the air spring are warranted for a period of twenty-four (24) months or 24,000 miles whichever occurs first. This warranty begins on the original retail delivery date. Replacement parts determined by Firestone to be warrantable may be provided by Firestone. All labor and incidental costs associated with replacing the defective air spring are the responsibility of the consumer.

Firestone Industrial Products Company offers a complete line of air springs, with products available for a variety of applications. Since each individual air spring is closely examined and pressure tested at the factory, the vast majority of premature failures and consequent warranty returns are found not to be defective, and fail because of abuse caused by other problems associated with the suspension.

The information on the following pages was developed to illustrate the types of failures that may occur, and to assist you in determining the cause and corrective action required.



Firestone air springs are designed and built to the highest of standards, and will provide years and thousands of miles of trouble-free service. Most failures are caused by improper application, installation, misuse, and abuse. The following examples are common failures that are **NOT** covered under warranty.

Puncture		Bent Alignment Pin	
 <p>Rubber Bellows Close-up</p>		 <p>Convulated Shown</p>	
Appearance or Condition <ul style="list-style-type: none"> Irregular shaped cut in the bellows 	Possible Causes <ul style="list-style-type: none"> Debris punctured the bellows Mounted too close to a sharp object 	Appearance or Condition <ul style="list-style-type: none"> One side of alignment pin is pushed down toward the bead plate Marring or semicircular gouge in the top of the alignment pin 	Possible Causes <ul style="list-style-type: none"> Alignment pin was not installed into the alignment pin hole in the bracket
Abrasion		Circumferential Cuts	
 <p>Convulated Shown</p>		 <p>Convulated Shown</p>	
Appearance or Condition <ul style="list-style-type: none"> Hole rubbed into side of bellows or in area that rolls over piston (sleeve style) 	Possible Causes <ul style="list-style-type: none"> Contacting a vehicle or other suspension component No air pressure Road debris Oversized tire contact Snow chain contact 	Appearance or Condition <ul style="list-style-type: none"> Bellows cut or separated around the perimeter of bead plate or piston 	Possible Causes <ul style="list-style-type: none"> High pressure, over extended for long periods of time Bottoming out

Bent Brackets



Appearance or Condition

- Distorted shape
- Possible cracking or "tearing"

Possible Causes

- Not enough pressure in the system for the load
- Overloading the vehicle/air springs

Broken Piston



Bottom of tapered sleeve shown. Typical Sport-Rite application.

Appearance or Condition

- Cracked or broken piston

Possible Causes

- Road debris
- Not enough pressure in the system for the load
- Overloading the vehicle/air springs

Bottoming Out

Tapered sleeve shown.



Appearance or Condition

- Bent brackets or beadplates
- Broken girdle hoop (convoluted parts), caps, or pistons (sleeve parts)
- Cuts near the bead plates, caps, or pistons
- Leaking around blind nuts
-

Possible Causes

- Installation height is too low
- Not maintaining the minimum air pressure
- Not enough air pressure for the load
- Overloading the vehicle/air springs



High Temperature/Over Inflation (Coil-Rite)



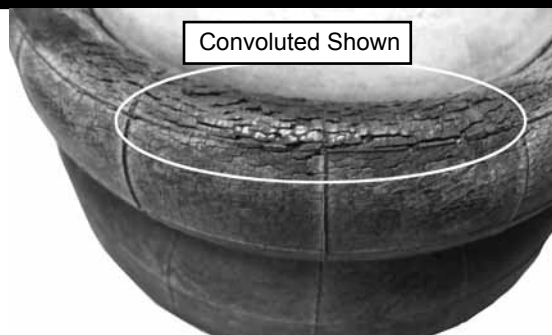
Appearance or Condition

- Tear in the side of the part, material seems thin or "stretched".

Possible Causes

- Exposed to high temperature for long periods of time (too close to exhaust)
- Over inflation (see manual for max operating pressure)

Cracked/Hard Bellows



Appearance or Condition

- Cracking in bellows around bead plates and caps, or where the sleeve rolls over the piston
- Hard to the touch, no longer flexible

Possible Causes

- Exposed to high temperature for long periods of time
- Old air spring - Rubber ages and will wear out eventually. The air spring is not warrantable and needs to be replaced.

Preventative Maintenance

Prior to installation, check to ensure that all minimum clearance requirements are met.

During installation, make sure that the air spring is installed at the correct mounting height, or ride height.

After installation, check the tightness of all mounting hardware. Torque specifications can be found in the Operating Guide included with each kit.

After installation, inflate the air springs to 10psi and maximum pressure (see installation manual) to ensure that there is at least a 1/2 inch of clearance around the air spring (non-Coil-Rite applications). A good way to check the clearance is to move your hand around the air spring. If it touches anything, the air spring will most likely touch it as well. If nothing touches your hand, the air spring has enough clearance.

After installation, inflate the system to 10 psi and, using a soapy water mixture, check for air leaks. Recheck for leaks at maximum pressure (see installation manual). If a leak is detected, correct the problem before using the vehicle.

Once you have ensured that there are no leaks in the system, **check pressure monthly** to maintain the minimum pressure. **DO NOT** drive a vehicle without pressure in the air springs.

Measure the distance between the air springs and the closest heat source. If the measurement is 3" or less, a heat shield will be required.

Prior to loading the vehicle, measure the distance between the fender opening and the ground. After the vehicle is loaded, inflate the air springs until the vehicle is back to the unloaded height using the measurement taken while the vehicle was unloaded. **DO NOT** exceed the maximum operating pressure outlined in the installation manual.

Periodically check for rocks, gravel, sand, or other abrasive debris between the convolutions, around bead plates, and around pistons. Remove the debris to help prevent abrasive punctures.

Cleaning

Although it is not necessary to clean the air springs, it is acceptable to do so if desired. The following are approved and non-approved means of cleaning an air spring.

Approved – Soap and water, methyl alcohol, ethyl alcohol, isopropyl alcohol, or any product approved for cleaning tires.

Non-Approved – Organic solvents, open flames, abrasives, and direct pressurized steam.

Firestone
World's Number 1
Air Spring.



FIRESTONE INDUSTRIAL PRODUCTS COMPANY


Air Springs

Firestone continues to raise the bar on high pressure and high quality air springs with our **RED LABEL™** edition. The air spring operates up to 150 PSI and has a test pressure of 400 PSI. The Red Label parts are not intended to supplement the standard air springs in the Ride-Rite kits. The Red Label parts are intended for use on custom applications only.

1/8 NPT=0.405" • 1/4 NPT=0.540" • 3/8 NPT=0.675" • 1/2 NPT=0.840"

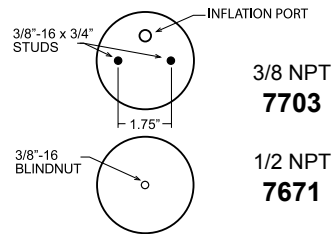
RED LABEL™ - HIGH PRESSURE AIR SPRINGS - up to 150 PSI

267C 1.5




**Double
Convoluted**

Compressed Height 2.80"
Extended Height 8.30"
Ride Height 5.50" - 6.50"
Max. Diameter 6.60"

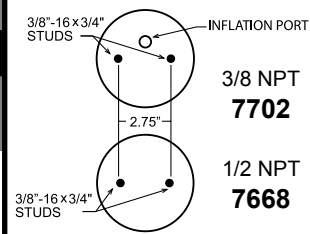


224C



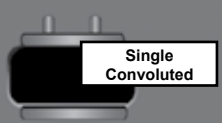
**Double
Convoluted**

Compressed Height 3.00"
Extended Height 8.91"
Ride Height 5.50" - 7.00"
Max. Diameter 7.52"



STANDARD AIR SPRINGS - up to 100 PSI

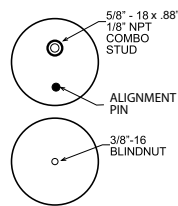
160BY



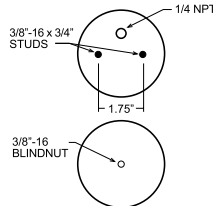
**Single
Convoluted**

Compressed Height 3.00"
Extended Height 6.50"
Ride Height 5.00" - 6.00"
Max. Diameter 7.20"


6868



6869



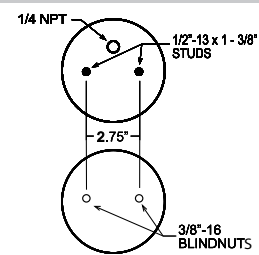
116B-1



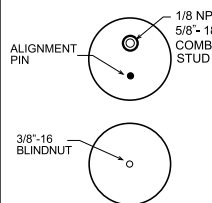
**Single
Convoluted**

Compressed Height 2.10"
Extended Height 7.50"
Ride Height 5.00" - 6.00"
Max. Diameter 9.20"

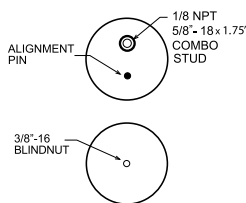
1132



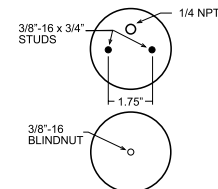
6397




6410



6762



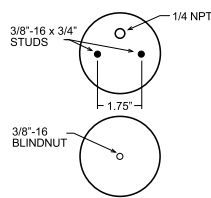
267C1.5



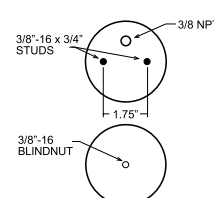
**Double
Convoluted**

Compressed Height 2.80"
Extended Height 8.30"
Ride Height 5.50" - 6.50"
Max. Diameter 6.60"


6781



6782



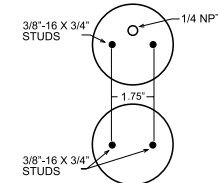
268C



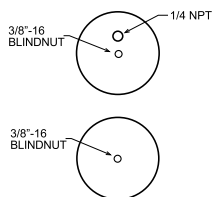
**Double
Convoluted**

Compressed Height 2.80"
Extended Height 7.00"
Ride Height 4.50" - 5.50"
Max. Diameter 6.40"

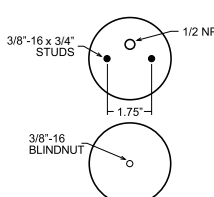
6764



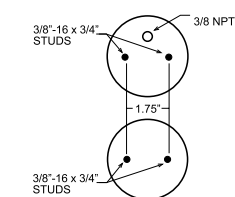
6784

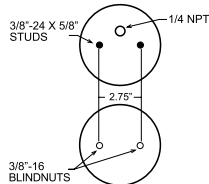
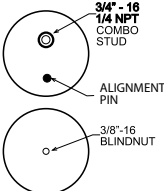
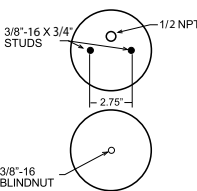
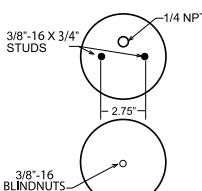

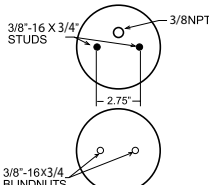
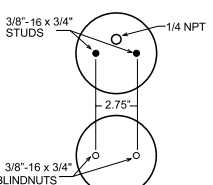
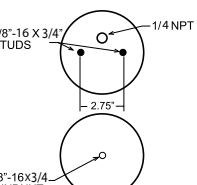
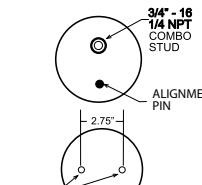

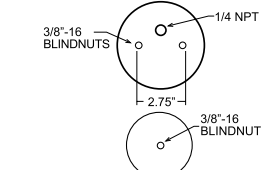
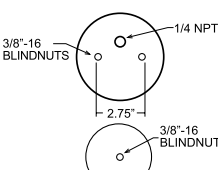
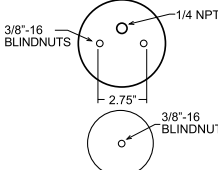

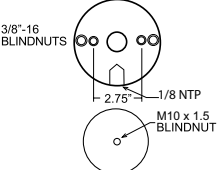
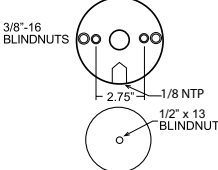
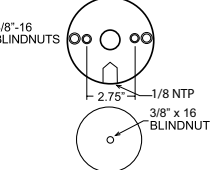
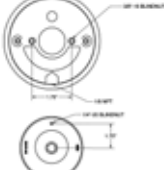

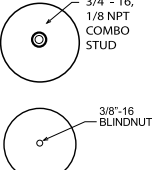

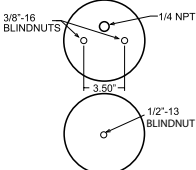

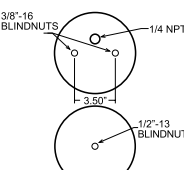



7882



6765




STANDARD AIR SPRINGS				224C
0335 	6401 	6776 	6872 	 Double Convoluted Compressed Height 3.00" Extended Height 8.91" Ride Height 5.50"-7.00" Max. Diameter 7.52"
6714 	7325 	7689 	7701 	26C  Double Convoluted Compressed Height 3.00" Extended Height 9.00" Ride Height 7.00"-8.00" Max. Diameter 8.60"
9000  Compressed Height 6.25" Extended Height 10.25" Ride Height 8.25"	9001  Compressed Height 4.37" Extended Height 8.37" Ride Height 6.38"	9002  Compressed Height 5.25" Extended Height 9.25" Ride Height 7.25"	110/70  Tapered Max. Diameter 5.70"	
9041  Compressed Height 8.50" Extended Height 13.25" Ride Height 10.9"	9042  Compressed Height 6.50" Extended Height 11.50" Ride Height 9.00"	9043  Compressed Height 6.90" Extended Height 12.75" Ride Height 9.84"	9047  Compressed Height 203 mm Extended Height 452 mm Ride Height 288 mm	140/95  Tapered Max. Diameter 6.44"
7076  Compressed Height 3.95" Extended Height 10.50" Ride Height 7.00" Max. Diameter 5.00"	70mm  Reversible Sleeve Compressed Height 3.95" Extended Height 10.50" Ride Height 7.00" Max. Diameter 5.00"	2107  Compressed Height 4.25" Extended Height 13.60" Ride Height 9.80" Max. Diameter 9.10"	1T14C1  Reversible Sleeve Compressed Height 4.25" Extended Height 13.60" Ride Height 9.80" Max. Diameter 9.10"	5405  Compressed Height 5.80" Extended Height 15.75" Ride Height 10.50" Max. Diameter 9.10"
				1T14C3  Reversible Sleeve Compressed Height 5.80" Extended Height 15.75" Ride Height 10.50" Max. Diameter 9.10"

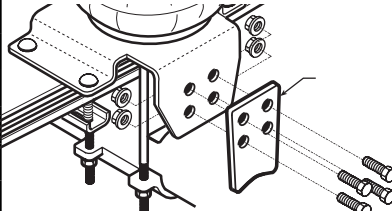
Lifted & Lowered Applications

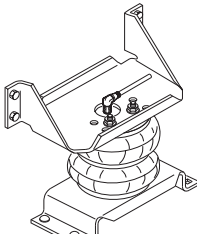
Lift spacers can be used with most Ride-Rite™ air helper spring kits - NOT Coil-Rite™ or Sport-Rite™ kits. In order to ensure proper spacer usage, determine the distance between the upper and lower brackets of your air helper spring kit, and whether the kit mounts on the leaf spring or the axle. The spacer needs to be the same length as the amount of lift applied to the axle on which the air helper spring is being installed.

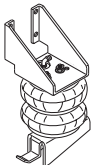
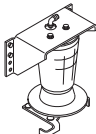
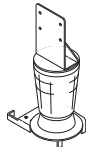
- Axle Mount - Lower bracket attaches to the axle
- Leaf Mount - Lower bracket attaches to the leaf stack

The lifted and lowered vehicle applications come complete with the necessary brackets, air springs, fittings and inflation valves for manual inflation.

Lift Spacers		Air Spring Spacer Identification		
		part numbers are for a pair of spacers		
	Lift	Distance Between Brackets	Axle Mount No.	Leaf Mount No.
	1.5"	6.5"-7.5"	2536	2536
	2"	7.5"- 8.5"	2366	2366
	3"	8.5" - 9.5"	2368	2367
	4"	9.5" - 10.5"	2371	2370
	5"	10.5" - 11.5"	2371	2370
	6"	11.5" - 12.5"	2375	2374

Axle Extension Brackets for Lifted Vehicles			
	SOME KITS / BRACKETS MAY REQUIRE DRILLING. USE THE EXTENSION BRACKET AS A TEMPLATE TO MARK & DRILL THE HOLES.		
	Lift	Kit Number	Make/Model Number
	2"	2506	Tundra 07-12 2445
	3"	2507	
	4"	2508	
	5"	2509	
	6"	2510	

Lifted Applications • lifted leaf springs					
	Make/Model	Lift	Year	Rear Kit	Air Spring
	Chevrolet C&R - 10,20,30,3500 (2WD only)	3" - 4"	73-87	2264*	6781
	Dodge Ram 1500 (2WD, 4WD)		77-01		
	Dodge Ram 2500, 3500 (2WD, 4WD)		77-02		
	Ford Bronco Full Size (4WD only)		90-96		
	Ford F 100, F 150, F250, F350 Pickups (2WD, 4WD)		63-96		
	Ford F 250, F 350 Over 8500 GVWR (2WD, 4WD)		97-10		

Lowered Applications					
	Make/Model	Lowered	Year	Rear Kit	Air Spring
	Chevrolet C-1500 (w/c notch & axle flip) (4x2 only)	2"- 4"	88-98	2252*	6762
	Chevrolet/GMC Blazer/Jimmy		82-02	2516 +++	9001
	Chevrolet S-10		82-04		
	Toyota Tacoma		95-04		
	Dodge Ram 1500		69-01	2517	
	Ford F 100, F 150		70-03		
	Chevrolet C-1500		88-98		
	Chevrolet C-1500		93-10		

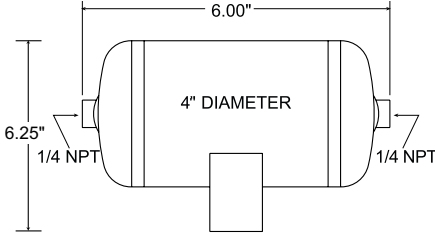
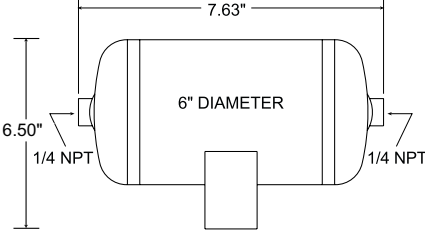
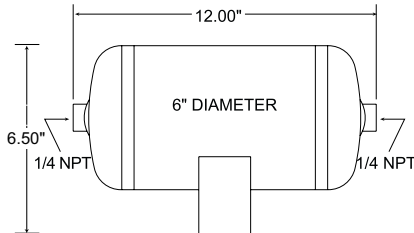
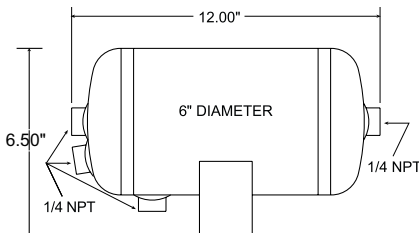
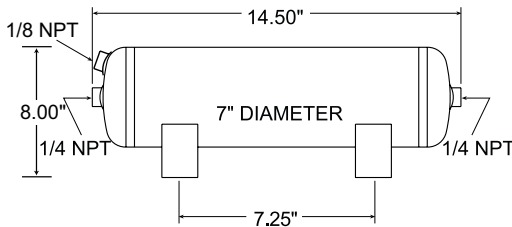
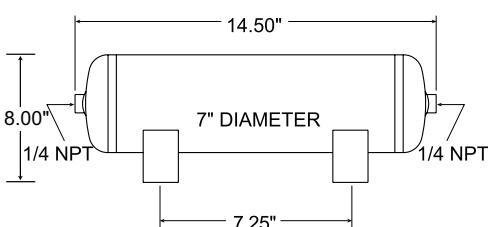
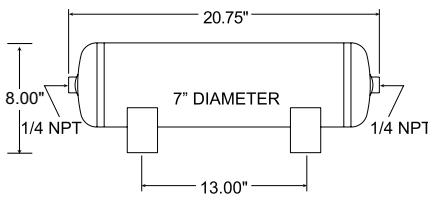
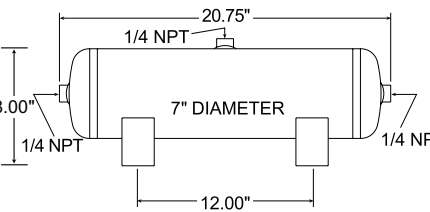
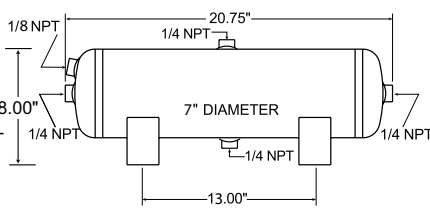
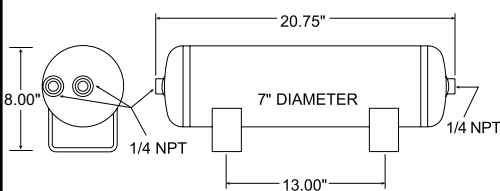
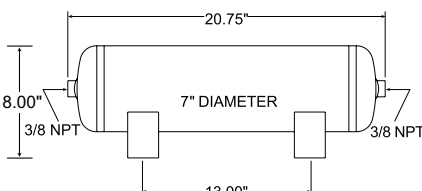
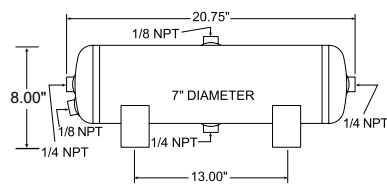
Minimum Tire to Frame Clearance Requirements: * = 7.50" , +++ = 6.50"

• DO NOT EXCEED THE VEHICLE'S RECOMMENDED GROSS VEHICLE WEIGHT RATING (GVWR)

Dealer Fitting Pack 1				Dealer Fitting Pack 2				Dealer Fitting Pack 3			
		Part No. 2359				Part No. 2360				Part No. 2395	
Description Includes 4 each: 1/4" union tees, inflation valves, 1/4 NPT elbow fittings				Description Includes 4 each: 1/4" union tees, inflation valves, 1/4 NPT elbow fittings and 2 each: 1/4" unions, 1/4 NPT straight fittings				Description Includes 6 each: 1/4 NPT elbow fittings, inflation valves - 2 each: union tees, 1/4 NPT straight fittings, union fittings. Also includes 100' of 1/4" air line tubing			
Ride-Rite™/Sport-Rite™ Air Line Service Kit				Coil-Rite™ Air Line Service Kit							
		Part No. 2012		Description Includes 18' of red 1/4" air line, two 1/4 NPT elbow fitting, one union tee, and two inflation valves				Part No. 2131		Description Includes 18' of blue 1/4" air line with attached elbow fittings, two inflation valves, tie wraps, and fasteners	
Air Line Tubing											
Size	Length (ft)	Color	Part No.	Size	Length (ft.)	Color	Part No.				
1/4"	18	Red	0938	1/4"	30	Black	9153				
1/4"	22	Red	0937	3/8"	30	Black	9211				
1/4"	30	Red	9008	3/8"	250	Black	9156				
1/4"	100	Red	9145	3/8"	1000	Black	9143				
1/4"	1000	Red	2135	1/2"	50	Black	9253				
1/4"	18	Black	9151								
		Union Tee (Packages of 25) 1/4" Tubing 3025 3/8" Tubing 3105				Male Branch Swivel Tee (Packages of 25) 1/4" Tubing 1/8 NPT 3047 1/4 NPT 3273 3/8" Tubing 1/4 NPT 3279					
		Male Connector (Packages of 25) 1/4" Tubing 1/8 NPT 3055 1/4 NPT 3046 3/8" Tubing 1/8 NPT 3277 1/4 NPT 3104 3/8 NPT 3154 1/2" Tubing 1/2 NPT 3157				Male Elbow (Packages of 25) 1/4" Tubing 1/8 NPT 3128 1/4 NPT 3031 3/8" Tubing 1/4 NPT 3103 3/8 NPT 3153 1/2" Tubing 1/4 NPT 3289 3/8 NPT 3290					
		Compressor Tee-3066 (Packaged Individually) 1/4" Tubing 1/8 NPT				Inflation Valve - 3032 (Packages of 25) 1/4" Tubing					
		Pressure Switch (Packaged Individually) 1/8 NPT Male 90-120 PSI 9016 100-150 PSI 9193				Straight Female (Packages of 10) 1/4" Tubing 1/8 NPT 3082 1/4 NPT 3083					
		Sealed Pressure Switch (Packaged Individually) 1/8 NPT Male 90-120 PSI 9401 100-150 PSI 9402				Union (Packages of 10) 1/4" Tubing 3079 1/4" - 3/8" Tubing 3114 Unequal Union					
		Compressor Check Valve (Packages of 25) 1/8 NPT 9399				Tubing Cutter - 9009 (Packaged Individually)					
		Fuse Tap Kit - 2526 (Packaged Individually) The Fuse Tap Kit provides an easy, low-impact method to connect the wire harness to the fuse box without splicing or soldering.				Ride-Rite Gloves (Packaged Individually) Small/Med. - 9345 Large - 9346					

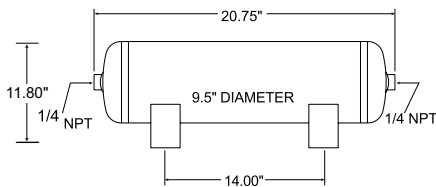
Air Components

Firestone offers a wide selection of air tanks ranging from 1/4 gallon to 20 gallons. These air tanks are coated internally and externally to resist corrosion. They are tested to SAE J10 compliance and capable of 150 PSI maximum pressure.

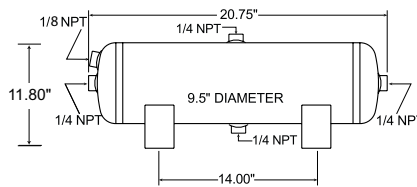
1/4 Gallon Air Tank		1/2 Gallon Air Tank	
<div>9166</div> 		<div>9124</div> 	
1 Gallon Air Tanks			
<div>9125</div> 		<div>9244</div> 	
2 Gallon Air Tank			
<div>9420</div> 		<div>9126</div> 	
3 Gallon Air Tanks			
<div>9127</div> 	<div>9148</div> 	<div>9227</div> 	
<div>9154</div> 	<div>9229</div> 	<div>9245</div> 	

5 Gallon Air Tanks

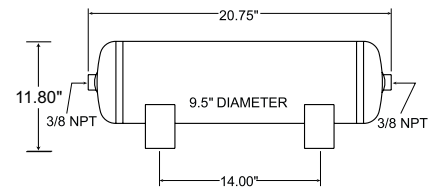
9191



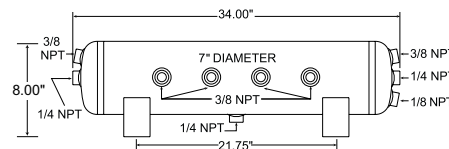
9228



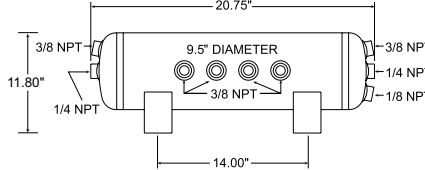
9231



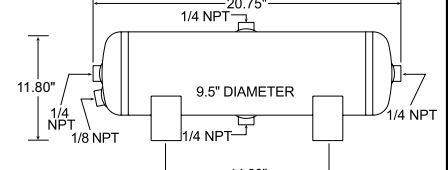
9242



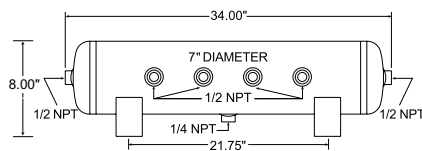
9243



9246

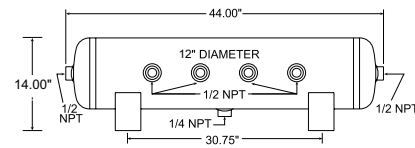


9248



20 Gallon Air Tank

9248



Extension Hose: Part No. 9006

The 25 ft. Extension Inflation Hose is included in the following popular Air Command Kits:

- 2047 Air Command
- 2540 Remote Air Command
- 2541 Heavy Duty Remote Air Command
- 2266 Xtra Air Command-Single
- 2168 Xtra Air Command-Dual
- 2546 Xtra Remote Air Command
- 2547 Xtreme Remote Air Command

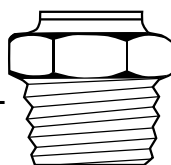


Helpful Tools


The scale shown below may be used to assist in identifying the correct NPT (National Standard Taper Pipe Thread) fitting. Thread sealant is applied to the tapered threads. If the fitting is removed, use Teflon tape during reinstallation to prevent air leaks. If you need to replace a fitting, please see page 54 for replacement parts or call 800-888-0650.

NPT Size	Nominal Outside Diameter
1/2	0.840"
3/8	0.675"
1/4	0.540"
1/8	0.405"

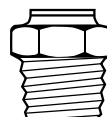
SHOWN
IN ACTUAL
SIZE



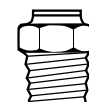
1/2 NPT



3/8 NPT



1/4 NPT



1/8 NPT

Air Accessory Mounting Kits

Firestone's Air Accessory Mounting Kits allow the compressor only, tank only, or entire air accessory system to be pre-assembled table top, before the vehicle is on the lift. The plate with the assembled accessory system can easily be attached to the frame, without drilling, using bail clamps.

2496



FOR AIR TANKS
Brackets clamp to vehicle
with u-bolts.
Fits all Firestone Tanks

2529



FOR AIR COMMAND KITS
No Drill Compressor, ECU
and valve block mount
to plate. Plate clamps to
vehicle with u-bolts:

Will Fit Kits:
2540
2541
2489
2490
2491

2497



FOR COMPRESSORS

Will Fit Kits:
2097
2158
2178
2219
2538
9284
9285
9287
9335
9377

2530



**FOR AIR TANK AND
COMPRESSOR**

Will Fit Kits:
2047
2168
2198
2232
2239
2266
2543
2549



2518 Kit Installed on Dodge 1500 which includes the 2496 and 2529 Air Accessory Mounting Kits.

TECH TIP

- For 2546 Xtra Remote Air Command, use the 2529 and 2496.
For 2547 Xtreme Remote Air Command, use the 2529 and 2530.



Air Accessory Mounting Kit (2529) shown with Kit 2541 preassembled.








Air-Rite™ Air Control Systems

Firestone has expanded the offering of Air-Rite Air Control Systems, which provides an instant air source for air suspension products. Adjust the ride for various load and road conditions with a flip of a switch or even a click on a remote. Individual air accessory components are also available, including compressors, air tanks, and mounting solutions, providing a wide variety of air control assist solutions.

Choosing among the Air Command products has now become easier. To select an Air Command Kit from the table below, consider the level of air source and the style of gauge that best fits the application.

Step: #1:

Based upon usage, consider the level of air source.




	LIGHT DUTY	STANDARD DUTY	HEAVY DUTY	XTRA with 1/2 gal. tank	XTREME with 2 gal. tank	PRESSURE MONITOR ONLY
Usage Examples	Ideal for Coil-Rite, Level-Rite, or consistent loads	Moderate use Most 1/2 tons	Regular use 8-lug or RVs Wide load ranges	Heavy Use Small Fills (Motorcycle Tires)	Heavy Use Large Fills (RV/Truck Tires)	No Compressor No Tank
Compressor Included	 Compressor No. 9377	 Compressor No. 9284	 Compressor No. 9285	 Compressor No. 9285	 Compressor No. 9287	N/A
Air Tank Included	N/A	N/A	N/A	 9124 1/2 gal.	 9420 2 gal.	N/A

Step #2:

Select from the assortment of gauge styles.

Step #3:

Use the table to choose the Air Command Kit that matches your air source and gauge selection.

Air Command™	CLASSIC 	Single	2538	2158	2097	2266	2543	2196
		Dual		2178	2219	2168	2549	
	ELECTRONIC 	Single	2490	2544				
		Dual	2491	2545				
	REMOTE 	Dual	2489	2540	2541	2546	2547	
	Warranty Period		1 yr.	1 yr.	2 yr.	2 yr.	2 yr.	2 yr.

TECH TIP

- A naming example from the above chart: The 2490 is the Light Duty Electronic Air Command kit, and it includes the Light Duty compressor 9377, no air tank, and the electronic gauge.
- The Classic Single, Electronic Dual, and the Remote (used in 2540, 2541, 2546, and 2547) are shown in the above chart.

Air Accessory Systems

Level Command System™

Level command uses a height control valve mounted between the chassis and suspension. It is designed to keep the air helper springs at a controlled height.

2186 Shown:



Level Command™			XTRA	XTREME	HEIGHT SENSOR ONLY
	Compressor Included		9285	9287	
	Air Tank Included		9124 1/2 gal.	9420 2 gal.	
	MECHANICAL	Single	2186 & 2047	2186 & 2548	2186
		Dual	2017 & 2047	2017 & 2548	2017
	ELECTRONIC	Single	2533 & 2047	2533 & 2548	2533
		Dual	2534 & 2047	2534 & 2548	2534







Remote Fill Stations

The Remote Fill Stations offer an on-board air source for inflating air springs, tires and other pneumatic components. This includes a compressor, an air tank and a 25 ft. extension hose.

Remote Fill			XTRA	XTRA-3 gal.	XTREME
	PART NUMBER		2047	2239	2548
	Compressor Included		9285	9285	9287
	Air Tank Included		9124 1/2 gal.	9127 3 gal.	9420 2 gal.
	25 ft. Inflation Hose		9006	9195 incl. gauge	9195 incl. gauge

COMPRESSORS

Firestone's air compressors are included in most Air Command™ systems and may also be purchased separately. All Firestone compressors are direct drive compressors (no oil or belts), so the compressors can be mounted in any position. Compressors should be mounted in a clean air location.

9377		9284		9285					
L	7.63	L	6.30	L	8.25				
W	2.11	W	3.27	W	3.94				
H	4.31	H	5.20	H	6.34				
9335		9287		9164					
L	7.65	L	11.24	L	12.54				
W	4	W	3.94	W	5.65				
H	6.25	H	6.85	H	8.86				
Air Compressor Description		Part No.	Max. Air Pressure	Duty Cycle	Max. AMP Draw	0 - 30 PSI*	0-60 PSI*	Wty** (yr)	Repl. Filter
Light Duty (Not for use with air tanks)		9377	120 PSI (8.3 BAR)	9%	10 AMPS	17 sec.	42 sec.	1	9129*
Standard Duty (Use with up to 1 gallon tank)		9284	130 PSI (9.0 BAR)	15%	20 AMPS	13 sec.	30 sec.	1	9350
Heavy Duty (Use with up to 3 gallon tank)		9285	150 PSI (10.4 BAR)	30%	18 AMPS	10 sec.	24 sec.	2	9418
Heavy Duty -alt (Use with up to 5 gallon tank)		9335	145 PSI (10.0 BAR)	30%	17 AMPS	10 sec.	24 sec.	2	9129*
Xtreme (Up to 6 gallon tank)		9287	100 PSI (10.4 BAR)	100%	23 AMPS	7 sec.	18 sec.	2	—
Xtreme -alt (Up to 6 gallon tank)		9164	100 PSI (6.9 BAR)	100%	28 AMPS	—	—	2	—

*Indicates flow rate - how long it takes to fill 1/2 gallon air tank.

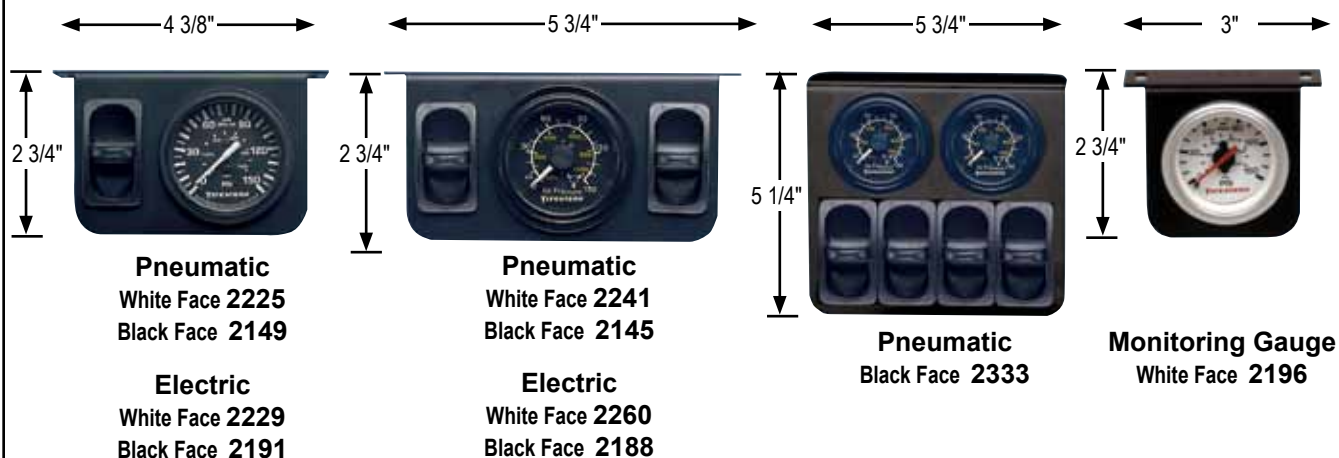
** See product-specific warranty guidelines for more information regarding warrantable manufacturing defects.

*Packs of 10 filters.

TECH TIP

DO NOT SUBMERGE. The compressors are designed to withstand the normal driving conditions of debris and moisture. Care should be taken that the compressors are not submerged into water.

Control Panels



Replacement Switches

Pneumatic	9074
Electric	9039

Replacement Gauges

White	Single	9181
White	Dual	9201
Black	Single	9084
Black	Dual	9073

TECH TIP

- Single control panels inflate and deflate one pair of air springs.
- Dual control panels inflate and deflate two individual air springs or two pairs.
- Pneumatic control panels are used in systems that utilize tanks.
- Electric control panels do NOT require a tank.

Accessories for Full-Air Suspensions



The Rapid Response System comes complete with two (2) heavy duty compressors, two (2) 3 gallon tanks, a quad control panel, 3/8" air line, a preassembled valve block, and a plug & play wire harness.

1/4 NPT fittings 2283 3/8 NPT fittings 2343

Marketing - Point of Purchase Materials

With one of the strongest sales networks in the industry, Firestone stands behind every one of our dealers, helping you sell with solid marketing practices. Firestone has made a commitment to its dealers to provide national assistance through the use of an aggressive marketing campaign and a comprehensive web site.



Product Packaging 9985

Show your customers Firestone's full color retail packaging and spark interest with our product lines. Includes one display box from each of the four product lines. Also included are 9987, 9189, 8191, and 8207.



To Order Literature:

1. Order through your distributor
2. Order online at www.ride-rite.com
3. Call 1-800-888-0650, ext. 58643.

Consumer Brochure 8191

Learn in detail what Firestone air helper springs can do for your ride in our consumer brochure.

25 per pack (used in 9985, 9996, and 9999)



Counter Board RRCNTRCRD1

The Ride-Rite Counter Board can hold a 25-pack of Consumer Brochures.

8191 Not included



Counter Display WRDISP

Counter displays are available to create customer interest. There is a Firestone air helper spring included with the display so your customers can see exactly what the product looks like.

Includes 1 pack 8191.

Ride-Rite Decal 9372

Use the popular 3"x6" Ride-Rite decal on windows, tool boxes, or as counter giveaways.

100 per pack



Door Decal 8207

Firestone 5"x7" door decals let customers know that you carry Firestone air helper springs.



Counter Mat 9988

Promote sales with our full color 16"x20" counter mat. A great marketing piece to attract attention.



Banner 9189

Let your customer know that you offer the Firestone air helper spring products by displaying our 2'x4' indoor / outdoor banner.



The Ride-Rite™ website provides accurate up-to-date information:

- Applications
- Dealer locations
- Technical information
- Air pressure requirements
- Air compressor CFM ratings
- Maintenance
- Air spring technical data

and much more.

Website:
www.rite-ride.com

The Firestone website offers detailed technical information on air springs and compressors, as well as instruction manuals for kits. Click on the red highlighted part numbers to download installation instructions.

Look for new applications and products on the Ride-Rite™ website along with new installation videos on how to install Ride-Rite no-drill kits and the Digital Air Command kits.

Log on to www.rite-ride.com to find detailed information about Firestone air helper springs, do a Ride-Rite Kit Search or read the latest news from Firestone.

If your dealership is NOT in the “Where to Buy Section”, you are missing sales. To be listed, contact your Firestone sales representative or customer service representative.

1-800-888-0650

Monday-Friday, 7:30 a.m.-4:30 p.m. EST



•Technical Tips•

Air Spring Alignment

Air spring alignment is important to the operation of your air helper spring kit. Upon installation, visually align the air spring. Most kits allow for adjustment of the upper and lower brackets to assist in making the air springs vertical. In most instances, position the upper and lower brackets so that they are parallel. Remember to maintain proper design height. Refer to the installation manual for kit-specific procedures.

Push-to-Connect Fittings

Firestone's push-to-connect air fittings are extremely easy to use. Once the length of the air line has been selected to span the distance from the air springs to the inflation valves, simply use a sharp knife or tubing cutter (9009) to cut the air line as square as possible (Do NOT use side cutters or other devices that may smash the end of the air line). Then push the air line into the fitting as far as possible.

Air Spring Pressure

Never run the air spring under the minimum recommended pressure. Never exceed the maximum recommended pressure.

Heat Sources

Make sure there is at least 6" of clearance between the air spring and the nearest heat source. Kits for vehicles with less than this clearance have a heat shield included. Our kits are designed to work around factory exhaust systems. Aftermarket systems with larger tubes may cause interference or put heat too close to the air spring, which will damage the rubber.

Air Spring Clearance

After installing your air helper spring kit, make sure you have at least 1/2" of clearance around the entire air spring when inflated. A good rule of thumb is to use the thickness of your hand and feel around the entire air spring. If your hand comes in contact with anything on the vehicle, you may have an interference issue. If the object can be moved, relocate it. If the object cannot be moved, contact Firestone for further assistance. No part of the air spring kit (bellows, brackets, hardware) should rub on any lines (fuel, brake, electric) or contact anything but the mounting surfaces designed to support the brackets.

Air Accessory Systems

Firestone offers a wide range of air accessory systems for all your air helper spring requirements. Some quick tips that apply to all Firestone air accessories:

- 1.) All compressors are direct drive units (NO oil or belts). This means the compressor can be mounted in any position without detriment to the compressor.
- 2.) In systems using tanks, when connecting the compressor to a positive wire on the vehicle, make sure the wire is ignition activated. This will eliminate the possibility of the compressor running while the vehicle is turned off, draining your battery.
- 3.) The compressor can be mounted under the hood or on the frame rail behind a cross member. In order to allow enough air flow to the compressor, place the unit in a well protected area free from debris and large amounts of water.

•Frequently Asked Questions & Answers•

Q: Where can I buy your product?

A: Most good truck and RV accessory shops carry our product. You can also find local retailers on our website at www.ride-rite.com

Q: Will this raise or lower the ride height of my truck?

A: No, the Ride-Rite kits are designed to work in the original suspension height and configuration. Changes to height can hurt performance or allow the parts to be stretched or compressed beyond their capability, resulting in a premature failure.

Q: Does this allow my truck to carry more weight?

A: Absolutely not. Only the vehicle manufacturer can set the GVW. Even with the air springs, you have the same brakes, axles, bearings, and frame stiffness which in part determine the vehicles load capability. The Ride-Rite air helper springs simply allow you to carry the maximum capacity of your truck more comfortably and without suspension sag and the poor handling that comes with it.

Q: How long will the kit last?

A: The life expectancy depends on a variety of factors, including heat, environmental conditions, and how hard you are using your truck. Due to our superior construction and rubber compounds, which are the same as we use on our Airide™ commercial vehicle air springs, it is not unusual to see the Firestone air springs last for 4 or 5 years. When they weather-check (or dry-rot), like a tire, they need replaced.

Q: Will this make my rough ride go away?

A: The Ride-Rite kits help the loaded ride mainly. If your truck rides like a log-wagon empty, it will still be fairly rough with the Ride-Rite air springs. To get the most improvement in your ride, especially unloaded, look to our R4Tech™ hybrid air suspension for ¾ and 1-ton trucks. This air suspension conversion makes the trucks ride great!

Q: How do I remove my air line from the push to connect fitting without damaging the fitting?

A: Push the air line toward the body of the fitting, this will also force the collet, or collar, of the air fitting toward the fitting. Hold the collet against the fitting, you can use a 5/16" open end wrench to do this, and then pull the air line out after the collet releases the air line.

Q: Will it work for a lifted or lowered truck?

A: We have lifted kits available for some applications. Please see page 53 for our lifted and lowered applications.

Q: My system loses over 5 pounds of air a week. How do I find the leak?

A: Mix a solution of soap and water (about 1/5 liquid soap to 4/5 water) and spray it on the air line fittings, air spring, and compressor body and head (if you have an air compressor). If the fittings are leaking at the threads, tighten them or apply thread sealant. If the fitting is leaking at the air line, remove the air line, re-cut it squarely, and re-insert. If the air spring is leaking, send a picture to rtech@fsip.com to see if it is covered under warranty.

Q: Where can I buy air line or fittings?

A: Commercial vehicle shops carry DOT rated tubing, or you can order them from your local retailer. Part numbers are on page 54 or at www.ride-rite.com

Q: Can I add a "T" fitting to inflate both air springs equally?

A: Yes, but adding a "T" fitting will not allow you to level side-to-side, and will allow air to go from one side to the other, which sacrifices some of the stability that the Ride-Rite kit adds. Firestone does not include T fittings in the kits for this reason.

Q: Do I have to add an air compressor?

A: No, the kit comes with 2 inflation valves, one for each side of the vehicle. The inflation valves are the same as are used on a tire. When you check your tires monthly, check your air spring pressure, as well. You can add air using any means you would use to inflate your tires. Your local Firestone Tire and Service center provides free compressed air to their customers.

These are the most frequently asked questions. For additional information, please consult the installation instructions on the web site, operator's guide, or contact Firestone directly at 1-800-888-0650 (ext. 58643)

Firestone

**World's Number 1
Air Spring.**



FIRESTONE INDUSTRIAL PRODUCTS COMPANY

LIMITED LIFETIME AIR SPRING WARRANTY

Firestone Industrial Products Company LLC ("Firestone") warrants that its Ride Rite Air Spring Assembly will perform according to the manufacturer's specifications for as long as the vehicle on which the system was originally installed is owned by the original retail purchaser. This limited warranty does not include installation labor or other service charges for replacement.

Warranty Period

The Air Spring is warranted for as long as the original purchaser owns the vehicle on which it was originally installed. The fasteners and upper and lower brackets which accompany the air spring are warranted for a period of twenty-four (24) months or 24,000 miles whichever occurs first. This warranty begins on the original retail delivery date.

What is Covered

If it is determined that the Ride Rite Air Spring Assembly failed as a result of a manufacturing defect, Firestone will repair or replace, at its option, any product or components subject to this warranty. Any implied warranties are limited in duration to the coverage period of this warranty (some states do not allow limitation on how long an implied warranty lasts so the above limitation may not apply to you). This Warranty runs in favor of the original retail purchaser when the Ride Rite Air Spring Assembly is used under normal operating conditions according to Firestone's specifications and installed on the appropriate application. This warranty does not apply to Ride Rite Air Spring Assemblies that have been improperly applied, improperly installed, used in racing or off road applications or used for commercial purposes. In addition, the warranty will not apply to products which have not been maintained and serviced according to the instructions that accompany the air spring assembly. The consumer will be responsible for any costs incurred in removing the product from the vehicle and the cost to return the air spring assembly to the dealer or installer from which it was purchased. You should retain a copy of your contract with your installer and your receipt as proof of the date of installation. This warranty is non-transferable and is not assignable in any way.

Firestone specifically excludes any obligation for consequential damages or incidental expenses including claims for loss of use of the product, loss of time, inconvenience, or commercial loss. This warranty gives you specific legal rights. You may also have other rights that may vary from state-to-state. Some states do not allow limitations on how long an implied warranty lasts or allow the exclusion or limitation of incidental or consequential damages. The above limitation or exclusion may not apply to you. There are no warranties, express or implied, including implied warranty of merchantability and fitness which extend beyond this warranty.





Firestone Industrial Products Co., LLC
Corporate Headquarters
250 W. 96th STREET

•
INDIANAPOLIS, IN 46260
USA

TOLL FREE: 800.888.0650 • WWW.RIDE-RITE.COM

AIRBAG MAN

9 Hinkler Court
Brendale
Queensland 4500
Australia
Tel: 07 3889 6556
Fax: 07 3889 6557
Email: info@airbagman.com.au
Imported by:
Air Springs Supply Pty Ltd

DRIVERITE

Unit 626 Kilshane Avenue
North West Business Park
Ballycoolin
Dublin 15 Ireland
Tel: + 353 1 8612 632
Fax: + 353 1 8612 647
Email: sales@driveriteltd.com
info@driveriteltd.com
www.driveriteltd.com



ALSAP s.r.o.
Pražská 179
267 12 Loděnice u Berouna

Tel: (+420) 734 155 334
(+420) 733 533 755

www.alsap.cz

**We are proud members and support the
efforts of the following trade associations:**

